

Jumble Tumble

Put the given words in proper

order to make the sentences

1. am going I

→ I am going.

2. Hen the lays egg.

→ Hen lays egg.

3. like to play I

→ I like to play.

4. country my love I

→ I love my country.

5. She mother is my

→ She is my mother

kumar Swastik

P1-E

P1 EXCURSION REPORT

An excursion to the National Science Center was organised by the school on Friday, 31st August'2018.

Children were excited to get on the buses. They had their munch(fruit-time) on the way. As they entered the building, they were fascinated by the "energy balls" which were travelling all kinds of paths.

The students were taken to Water-the elixir of life, Nuclear power, fun science, pre-historic life galleries. Students were enthralled to see moving animated Dinosaurs. Hands-on exhibit like immiscible liquids, flying balls, magic tap, piano were the main attractions. Children enjoyed wrestling with the Gorilla arm, walking through the mirror maze, looking into the infinity well, looking at the astronaut. The fish aquarium and the energy bands instantly caught their attention.

It was a fun filled learning experience for our children.



PET DAY REPORT

P1 has organized a Pet day on 28.09.18 (Friday) for the children in the outer auditorium. Different pets were invited which were accompanied by the parents to the school. There were birds, yellow parrot, dogs and fish. Children with their parents share the details of their pets such as what is their name, what do they eat, drink etc. Children asked few queries in order to know more about them. It was a good way of inculcating sensitivity in the children for the animals.



OCTOBER-NOVEMBER-DECEMBER

ENGLISH

OCTOBER

- Does related exercises like-Reading paragraphs and differentiating sounds, fill in the blanks, name the picture, jumbled words, make sentences, etc.
- Recognizes, reads, writes and understands words with 'th' sound. E.g thick, birth.
- Improves vocabulary by reading and writing words with 'll' sound in context of incident description or stories. e. g. A bell was ringing and suddenly, I heard a deer's call.
- Rearranges the words to form meaningful sentences with correct structure. E.g. playing park in is the Rahul. --→ Rahul is playing in the park.

NOVEMBER

- Recites and sings poems, songs and rhymes and enacts plays/skits.
- Enjoys reading through story books and multiple readers.
- Understands the use of 'in', 'on', 'under' through activities.
- 4)Does related activities .e.g. classifying picture cards under given sentences, making and writing simple sentences using 'in', 'on' and 'under', identifying the use of these concepts in story books etc.

DECEMBER

- Expands his\her vocabulary by reading and writing sentences with words of 'ow' sound.
- Reads and writes names of some colours. e.g. green, red and uses them while writing.
- Understands the use of 'ing' as action words and others. e.g. singing, king.
- Enjoys reading simple stories from picture books and multiple readers.

HINDI

OCTOBER

- ' उ ' की मात्रा के शब्दों को अपने वातावरण में पहचानना ।
 - जैसे - गुलाब, खुल
- 'उ' मात्रा वाले शब्दों और वाक्यों को पढ़ना ।
- 'उ' मात्रा के शब्दों वाली कहानियाँ और कविताएँ पढ़ना व समझना ।
- 'उ' मात्रा वाले शब्दों से वाक्य बनाना ।
- रोचक कहानियाँ सुनना व पढ़ना ।
- विभिन्न पुस्तकों से पठन-पाठन ।

NOVEMBER

- ' ऊ ' की मात्रा के शब्दों को अपने वातावरण में पहचानना ।
 - जैसे - खून, छूना, चाकू
- ' ऊ ' मात्रा वाले शब्दों और वाक्यों को पढ़ना ।
- ' ऊ'मात्रा के शब्दों वाली कहानियाँ और कविताएँ पढ़ना व समझना ।
- 'ऊ'मात्रा वाले शब्दों से वाक्य बनाना ।
 - जैसे -राजू पूरी खा ।
- रोचक कहानियाँ सुनना व पढ़ना ।
- विभिन्न पुस्तकों से पठन-पाठन ।
- स्वर ' ए ' व ' ऐ ' के शब्दों को पढ़ना व लिखना ।
 - जैसे - एक, ऐनक

DECEMBER

- ' ए ' की मात्रा के शब्दों को अपने वातावरण में पहचानना ।

जैसे - सेब, चेहरा

- 'ए' मात्रा वाले शब्दों और वाक्यों को पढ़ना ।
- 'ए' मात्रा के शब्दों वाली कहानियाँ और कविताएँ पढ़ना व समझना ।
- 'ए' मात्रा वाले शब्दों से वाक्य बनाना ।

जैसे - कमलेश मेले में गया ।

- ' ऐ ' की मात्रा के शब्दों को अपने वातावरण में पहचानना ।

○ जैसे -बैल , पैसा

- रोचक कहानियाँ सुनना व पढ़ना ।
- विभिन्न पुस्तकों से पठन-पाठन ।
- 'ऐ' मात्रा वाले शब्दों और वाक्यों को पढ़ना ।
- 'ऐ' मात्रा के शब्दों वाली कहानियाँ और कविताएँ पढ़ना व समझना ।
- 'ऐ' मात्रा वाले शब्दों से वाक्य बनाना ।

हम मैदान में खेलते हैं।

MATHEMATICS

OCTOBER

- Writes the numerals (0-99) and understands their relative numberness.
- Applies the concept of before number, after number, in-between number to the numbers 0-99.
- Learns the number names of 20, 30, 40, etc.
- Learns to write the number names from 1-99.
- Recognizes and writes numerals from 1-99 under their correct place value of tens and ones.
- Practices the concept of place value using a variety of objects and pictures. E.g. 50 = 5 tens and 0 ones.
- Understands the concept of addition through word problems and stories.

- Identifies and grasps the various forms of addition. E.g. Forward counting, uniting, more than, adding on, etc.
- Does all operations for numbers 1 to 99 including addition and subtraction.

NOVEMBER

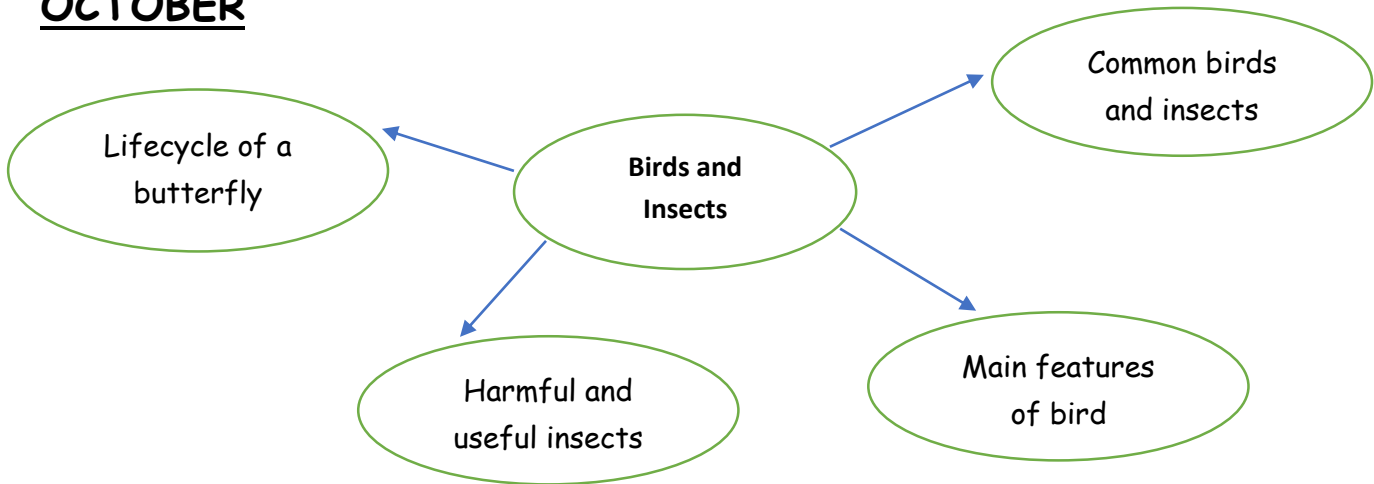
- Learns to add 0 to any number.
- Learns to add numbers on the number line.
- Addition facts of numbers till 10.
- Strengthens the concept of addition through word problems and stories.
- Addition of two digits and single digit number with and without picture clue, (without carry over).
- Learns to identify the missing addend.

DECEMBER

- Practices the number-names from 0 to 99.
- Understands the concept of subtraction through word problems and stories.
- Identifies and grasps the different forms of subtraction. E.g. backward counting, taking away, etc.
- Learns to subtract numbers on the number line.
- Learns to subtract 0 from any number.
- Gains the conceptual and procedural knowledge of subtracting two digits and single digit numbers with and without picture clue, without borrowing.

E.V.S.

OCTOBER



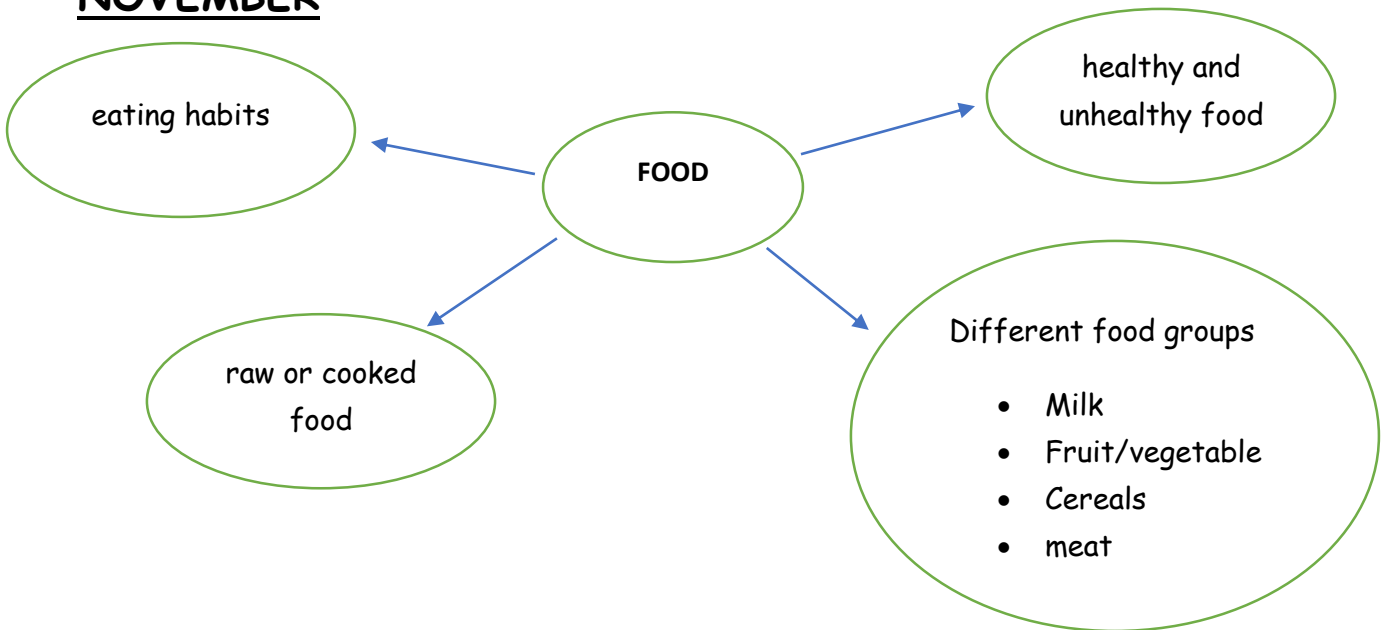
Theme : Birds

- Learns the names of some common birds.
- Identifies and talks about the main features of a bird, eg. wings, no teeth, two legs, etc.
- Collects and shares about the different types of feathers.

Theme: Insects

- Identifies and observes common insects like mosquito, housefly, cockroach etc.
- Knows about harmful and useful insects.
- Talks about the life cycle of a butterfly through stories.

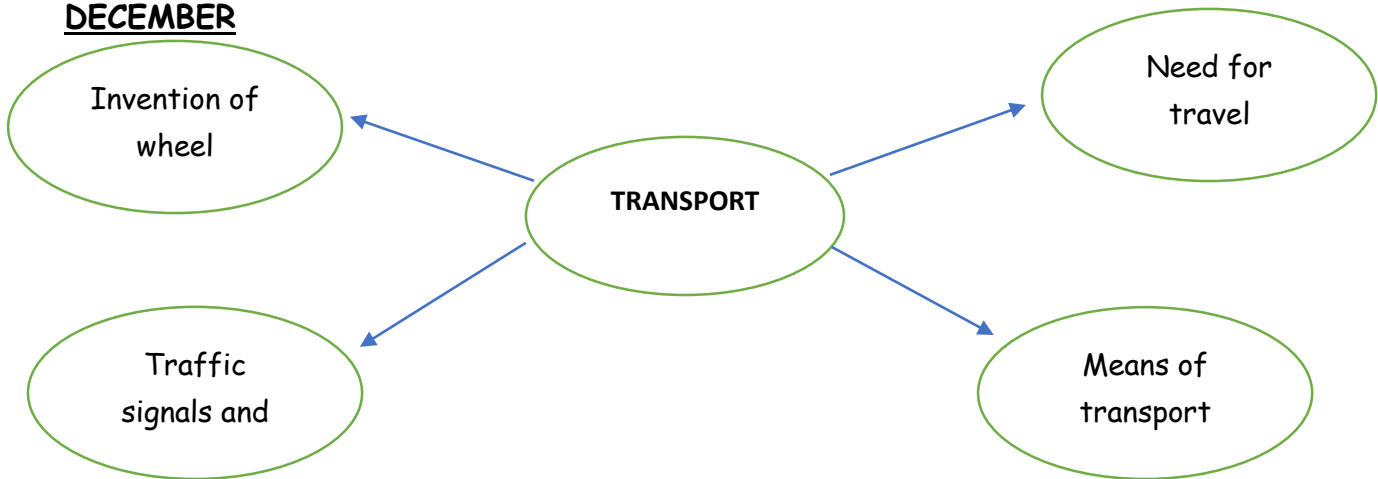
NOVEMBER



FOOD

- Understands the importance of eating healthy and to avoid unhealthy food.
- Classifies different food items into different groups-Milk, fruit, vegetable, cereal and meat group
- Develops a basic idea about various plants used as food; food from animals.
- Learns about food that is cooked and that is eaten raw.
- Learns and talks about good eating habits and practices them in daily life.
- Talks about food that is eaten in their family and any different eating practices followed in their family.

DECEMBER



Theme: TRANSPORT- GOING PLACES

- Understands the need for travel.
- Classifies different means of transport as land transport, air transport and water transport.
- Understands the importance of various means of transport in our daily lives.
- Collects pictures of different traffic signals and learns about the various traffic rules.
- Learns about the modes of transport used in the past and the invention of the wheel through a story.

THEME: WINTER SEASON

- Observes and understands the differences in lifestyles during winter and summer. E.g. use of heaters, geysers, and wearing warm clothes.
- Enjoys eating winter vegetables and fruits and compares them with other seasonal vegetables and fruits.

CRAFT

October

- Pineapple making with lady finger impression and hand impression with water colour
- Watermelon making with paper plate and bindi pasting activity

November

- Dinosaur making with the alphabet 'D' lower case using shapes like triangle (Tearing and pasting)
- My shape cat with triangle and circle shape (drawing -tearing and pasting activity)
- Mouse making with shape with circle, triangle, rectangle (cutting, tearing and pasting activity)

December

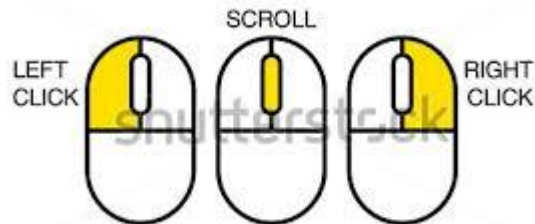
- Christmas chain making with three significant colours (red, green and white) by drawing lines with scale and pencil (cutting and pasting activity)
- Santa's face origami activity

COMPUTER

OCTOBER

WORKING WITH MOUSE

- ✚ Right click
- ✚ Mouse Scroller
- ✚ Mouse action



www.shutterstock.com · 301091408

NOVEMBER

DRAWING TOOL

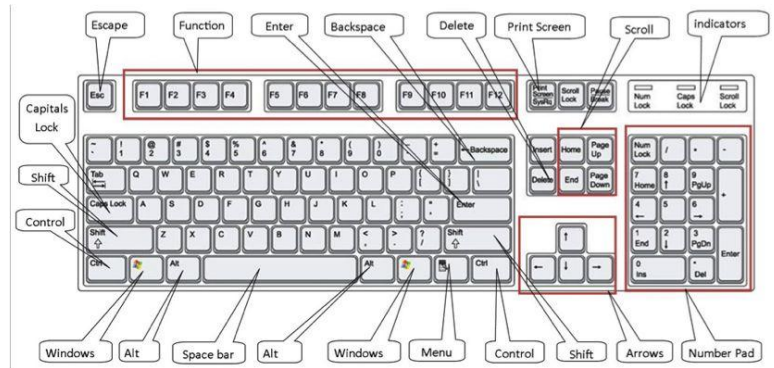
- ✚ Selection tool
- ✚ Brush tool
- ✚ Eraser Tool



December

Know your Keyboard

- ✚ Keys on the keyboard
- ✚ Alphabets keys
- ✚ Number Keys
- ✚ Spacebar Key Enter Keys
- ✚ Delete Key



CLAY

October-

- Explain/ demonstrate - state children how to make a slab and create something on top of it.
- Composition- Impression - Explain children to make a slab and put some sort of impression /design and create something with them.
- Practice of composition- impression.

November

Transport- Explain/ demonstrate children how to make a vehicle with the help of geometrical shapes.

- Small creatures- explain/ demonstrate how to make small creatures with the help of a shaper.
- Practice of small creatures.

December

- Bird figure - Explain/ demonstrate children how to make a bird with the help of a shaper.
- Animal figure- Explain/ demonstrate children how to make an animal with the help of a shaper.
- Practice of animal figure.

ACTIVITIES

ACTIVITY-1 Draw My Directions

Drawing is a simple way to engage students as well as their creativity when they're learning about prepositions. Parents will give instructions for drawing a picture. As you give the instructions, you should use prepositions to describe each piece of the picture in relation to the other.

For ex. A cat is sitting on a table.

ACTIVITY-2 I Spy

Ask your child to find certain objects in the house. Also as he/she has found the object, he/she needs to share where it was. Give at least 5 objects to find. Also encourage your child draw that object along with place where he found that. Also, write a sentence about the place. For ex - I found my hat under my bed.

ACTIVITY-3 शब्द माला

चाहिए : कागज़ , पेंसिल , आइस क्रीम स्टिक्स

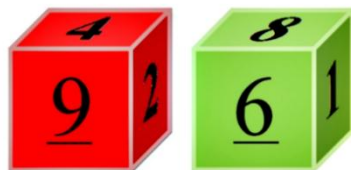
तरीका : बच्चे को एक शब्द दीजिए , शब्द के अंतिम वर्ण से उसे दूसरा शब्द बनाने के लिए प्रोत्साहित कीजिए | इसी तरह बच्चा अपनी क्षमता के अनुसार जितने शब्द बना सके , उसे बनाने दीजिए |

जैसे , आम > मछली > लीना > नाला

ACTIVITY-4

Let's subtract

Take 2 dice of different colour say red and green. Write the numbers from 1 to 6 on red die and from 7 to 12 on the green one. Let the child roll both the dice. Note down the numbers on a paper and subtract the smaller number from the bigger one.



e.g. $8 - 5 = 3$

$12 - 4 = 8$

ACTIVITY-5

Make the numbers

Material Required: two sets of number cards(0-9), a hat or a bowl

Write the numbers 0 through 9 on separate index cards or scraps of paper and place them in a hat. The child will draw two cards out of the hat. He or she can make different numbers.

For example, if your child pulls the numbers 3, and 6, he or she can make 3, 6, 36, 63. Let the child write the numbers on a paper. What is the smallest number your child can make? What is the largest number? Help your child compare numbers by looking at the largest place values.

ACTIVITY-6 QUIZ

Material Required: Flash cards

Player: 2 to 4

Procedure: All the players will sit in a circle. Keep the bundle of BIRDS/INSECTS flash cards in the center. One player will pick the card and without revealing the card to anyone will tell some features about the insect/bird. The other player will guess and vice-versa. If the player is able to guess the answer correctly, he/she can keep the card. The person with maximum number of cards will win. For eg: I am an insect, I give you silk. Who am I ?

ACTIVITY 7 Food Activity.

Take cutouts of fruits, vegetables, unhealthy food etc. in a box

Ask your child to segregate the food items on the basis of healthy and unhealthy food.