

CLASS P2

CURRICULUM INPUTS FOR OCTOBER, NOVEMBER, DECEMBER (2018-19)


ACTIVITY ROOM (UNEDITED WORK)

The Secret Code

Use the secret code given below to find the doing word for each picture.

A	B	C	D	E	F	G	H	I	J	K	L	M
1	2	3	4	5	6	7	8	9	10	11	12	13

N	O	P	Q	R	S	T	U	V	W	X	Y	Z
14	15	16	17	18	19	20	21	22	23	24	25	26



(3, 21, 20)  
cut



(23, 18, 9, 20, 5)  
write



(16, 12, 1, 25)  
play



(11, 9, 3, 11)  
kick



(4, 18, 1, 23)  
draw

Akshiet Verma P2-C

## P 2 EXCURSION REPORT

As a part of the Teaching -learning process, an excursion was organized by the school to 'The National Science Centre' for the students of P2 on 4<sup>th</sup> September 2018. This visit was a thrilling and motivating experience and aroused curiosity in the minds of the students.

The students took a tour of the following galleries-Water, the elixir of life, Fun science, Pre-historic life, Medical and Bio-technology and Material science etc.

The Science Centre provided a whole world of wonder and amazement with hands on exhibits. Wrestling the Gorilla arm, walking through the mirror maze, infinity well, animated dinosaurs, find the direction of sound and many others caught the attention of students instantly and they thoroughly enjoyed being part of these fun filled activities.

The students had an enriching experience and learnt various concepts at 'The National Science Centre'.





### GRANDPARENTS FORUM REPORT

Grandparent forum is an important component of our curriculum. We all know grandparents share a special relationship with their grandchildren. It is a bond which is cherished by both. We always look forward to have our revered grandparents in our school for an interaction with our children. On 14<sup>th</sup> September'18, we invited Mrs. Krishna Kapoor, a retired Naval officer to our school. She is the paternal grandmother of Aaradhya Kapoor of P-2 B.

She talked about submarines, a topic which interested the students a lot. It was an interactive session where the students asked her several questions and she answered them very patiently. She satisfied their curiosity and helped them to gain some information about the same. The session concluded with a song "sare jahan se accha "sung by her along with the students. It was indeed an interesting and informative session.

मैं ज्ञान भारती स्कूल में आज  
आई मुझे वच्चा से मिलकर  
बहुत अच्छा लगा IIM School.  
के वच्चा बहुत ही महामुखर है।  
Thank you for inviting  
me  
K. Kapoor



## CURRICULUM INPUTS

### ENGLISH

#### OCTOBER

- Understands the concept and usage of describing words.
- Identifies the describing words in the given sentences/passages.
- Writes the describing words for the given nouns.
- Identifies and understands the usage of contractions in sentences.
- Writes few sentences to describe any given object.
- Reads simple story books and presents them orally in the class.
- Reads the comprehension passages and answers the given questions.

#### NOVEMBER-DECEMBER

- Learns the use of articles -'a', 'an' and 'the' in sentences.
- Understands the usage of prepositions namely, 'in', 'on', 'under', 'near', 'behind', 'in front of'.
- Understands the usage of homophones like there- their, here-hare-hair, etc.
- Identifies the alphabetical order and learns how to use the dictionary.
- Writes few sentences on any given topic.
- Listens to stories, recites short poems and sings songs with understanding.

- Reads the comprehension passages and answers the given questions.

## हिंदी पाठ्यक्रम

अक्तूबर

- संयुक्त व्यंजन -संयुक्त व्यंजन वाले शब्दों को पहचानना व उनका प्रयोग करना ।  
शब्द , जैसे : क्ष - कक्षा
- चित्र वर्णन - दिए गए विषय / चित्र के बारे में ३-४ वाक्य लिखना।
- अपठित गद्यांश पढ़कर सम्बंधित प्रश्नों के उत्तर लिखना।
- रोचक कहानियाँ और कविताएँ पढ़ना व सुनाना।

नवंबर-दिसंबर

- संयुक्ताक्षर शब्द , जैसे- ब् + ब = ब्ब - गुब्बारा
- क्रिया - क्रिया शब्दों को पहचानना व उनका प्रयोग करना ।
- चित्र वर्णन - दिए गए विषय / चित्र के बारे में ३-४ वाक्य लिखना।
- अपठित गद्यांश पढ़कर सम्बंधित प्रश्नों के उत्तर लिखना।
- रोचक कहानियाँ और कविताएँ पढ़ना व सुनाना।


## MATHEMATICS

- Knows numbers upto 800 with all the concepts.
- Gets familiar with the concept of taking continuous uniform jumps to achieve different number patterns .( Skip counting)

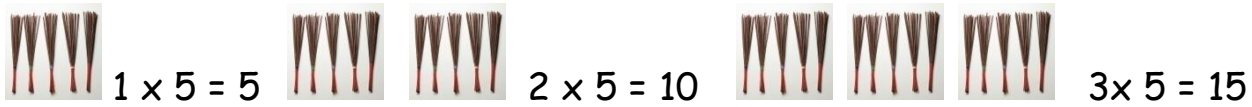
For e.g. 2,4 ,6 ,8 ,10,12 ,-----

- Writes skip counting by 2,3,4,5,10
- Identifies the situations involving repeated addition and equal sharing.

For e.g.  $2+ 2+ 2 = 6$  or  $2 \times 3 = 6$



- Constructs tables of 2,3 4 ,5 and 10 by using broom sticks and pebbles.



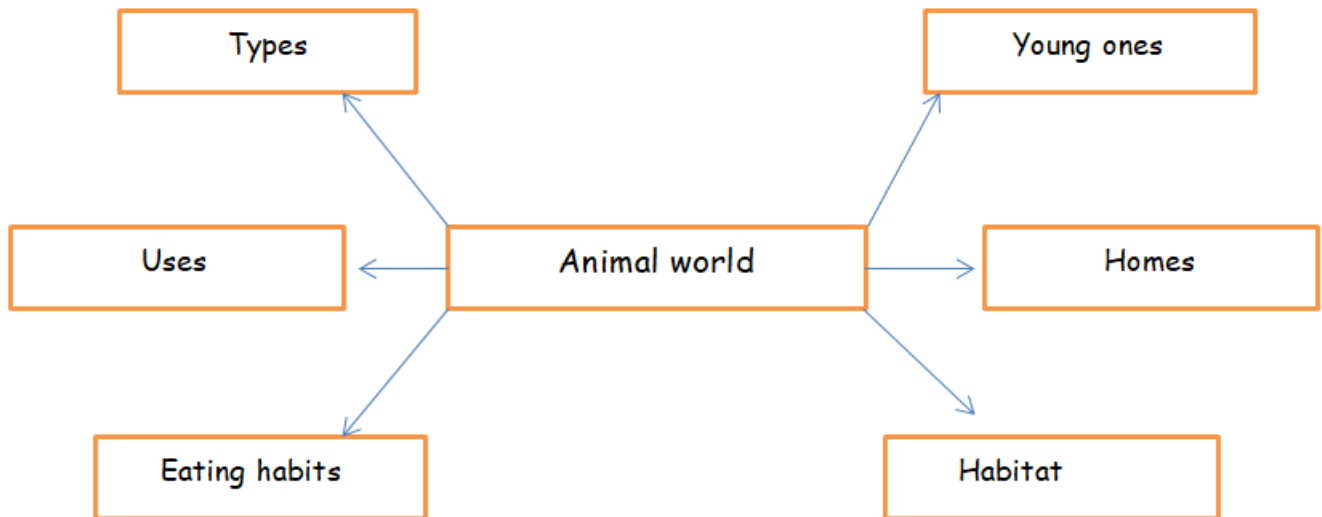
- Understands the logic of repeated addition behind the tables.
- Understands measurements with units.



- Gets familiar with the concept of units for non-standard measurement.
- Explores different units to measure the given item. For e.g. a hand span, a foot span , a thread, a pencil
- Records and compares ( analyses ) the data received through different units. For eg. Measure the length of a table in hand spans of a child and an adult. Compare the answer and analyse the finding why the lengths are not same?
- Does mental math activities.

## OCTOBER

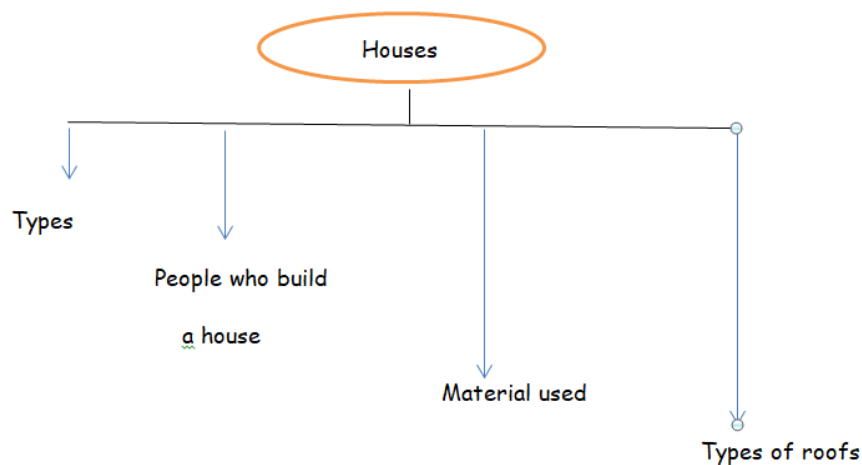
Theme: Animal Life




- Observes and talks about animals- their young ones, homes and sounds
- Talks about animals in different habitats.
- Discusses about the food habits of different animals.
- Talks about useful animals (pet, domestic)

## NOVEMBER

Theme: Houses

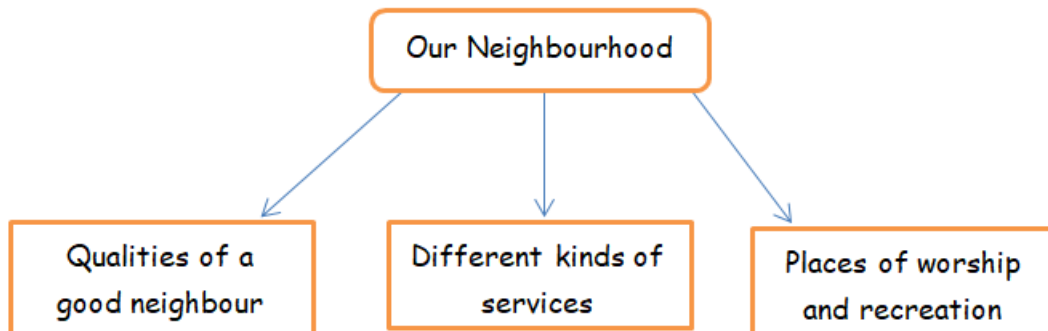


- Understands the need for houses.
- Observes the rooms in a house and their uses.
- Recognizes different types of houses.
- Identifies different kinds of roofs.
- Talks about the material required and people involved in constructing a house.
- Understands the importance of keeping the house clean.

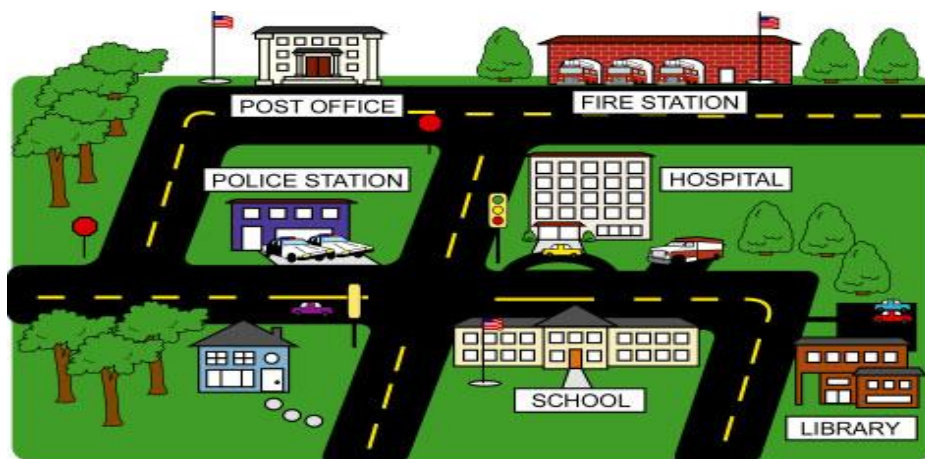


## DECEMBER

Theme: Neighbours and Neighbourhood



- Talks about the qualities of a good neighbour.
- Identifies the different kinds of services in our neighbourhood.
- Lists down the places of recreation and worship.





## Theme: Helpers

- Understands and talks about the role and importance of helpers in our society.
- Identifies different helpers around us like in school, hospital, society etc.
- Talks about the tools used by different helpers.

## Theme: Weather and Seasons

- Differentiates between weather and seasons
- Talks about the different seasons.

## CRAFT

### October

- Fruit basket (tearing and pasting)
- Grapes making with thumb impression on paper plate
- Diwali greeting card with paper folding and diya making

### November

- Reindeer face making with triangular shape (cutting and pasting activity)
- Penguin drawing, colouring and cotton pasting activity
- Bear making with paper plates (cutting and cotton pasting activity)

### December

- Angel making with triangle shape (cutting and pasting activity)
- Bow making with paper fan folding ( Christmas wreath)

## ART

1. I want to fly like a free bird in the skies of imagination....(draw and colour your expressions)
2. Draw colourful Diya's for happy Diwali....(draw and colour your expressions)
3. Draw creative forms of Ganesha.

4. My dream world.(draw and colour your expressions)
5. Mask making of any cartoon / animal (2D)
6. My best friend tree.(draw and colour your expressions)
7. Yay!!! Happy New Year and Merry Christmas have arrived !!! (draw and colour your expressions)
8. Card making

## CLAY

### October-

- Composition- makes any character of his/her choice either from Ram Lila or Durga Puja.
- Human body- makes a human body as explained earlier.
- 3d head- makes a human head as explained earlier.
- Mask- makes a human mask with volume as explained earlier.

### November-

- Geometrical design- makes a simplified design as explained earlier.
- Design solid shapes - makes a design with the help of solid shapes as explained earlier.
- Object design - makes a design with the help of any three objects of his/her choice as explained earlier.
- Composition- makes anything of his/her choice with the help of geometrical shapes as explained earlier.

### December-

- Relief - makes a slab of his/her choice and creates something on top of that as explained earlier.
- Container - slab method - makes a container or flower vase with the help of slab method as explained earlier.
- Transport - makes a vehicle with the help of geometrical shapes as explained earlier.
- Composition- makes anything of his/her choice keeping in mind geometrical shapes.

# COMPUTER

October

## More on PAINT

1. Starting paint
2. Saving paint
3. Closing paint
4. Opening an Already saved drawing



November

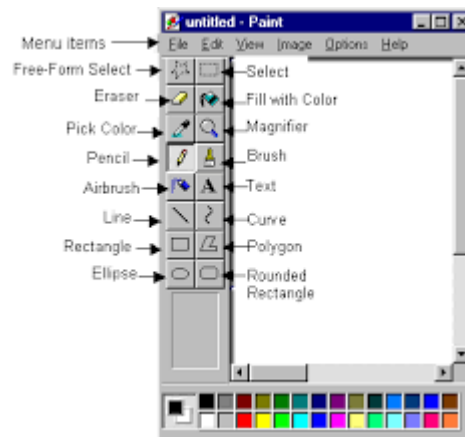
## DRAWING TOOL IN MS PAINT

1. Curve tool
2. Eraser Tool
3. Fill with color Tool
4. Select Tool
5. Magnifier Tool

December

## Working with Keyboard

- Cursor Control Key
- Backspace Key
- Delete Key and Caps lock Key
- Num Lock key and shift Key
- Tab Key and ESC Key



## SUGGESTED ACTIVITIES

### ACTIVITY- 1 DESCRIBING WORDS

#### Human Adjective Bingo

Create Bingo boards for an adjective review game with your child. Take a blank bingo board and some old magazines. Then, cut pictures of people out of the magazine, one for each blank on the bingo board, and glue them in place however it seems fit. Use a variety of different pictures and different people. Once the glue dries, it's time to play human adjective bingo. To play, call out different adjectives that can describe people in turns. If a picture on the board matches that description called by your partner, cover the square. When someone calls bingo, he wins the game. The child will have to agree that the people and adjectives match to win the game.

### ACTIVITY-2 PREPOSITIONS

This pair activity requires the child to give directions to the parent while the parent draws a picture.

Give the child a simple picture, which she will have her parent draw. She can look at the picture, but the parent can only listen to her directions as he draws. Encourage your child to use prepositions of location as they give their instructions. Then, you may the switch roles with another picture.

### ACTIVITY 3

Kindly assist your child in creating his/her own animal dictionary with colourful pictures of different animals. Help them by making them write one amazing fact for each.

### ACTIVITY 4

Leave a little rice or some pieces of bread in a small bowl in your balcony and observe which animals/birds come to eat the food? Note down their names in your notebook.

### ACTIVITY 5

Imagine that your friend is coming to your house for the first time. Make a map to show his/her the way to your house. Use landmarks and symbols of the places that come on the way.

### ACTIVITY 6

क्रिया : आपने रविवार की छुट्टी का दिन कैसे व्यतीत किया ? दिन में जो जो आपने किया, १० क्रिया शब्दों का प्रयोग करते हुए, उन शब्दों की सूची बनाइए। बनाई गई सूची के आधार पर ५-६ पंक्तियों का अनुच्छेद लिखिए।

### ACTIVITY 7

संयुक्त व्यंजन : एक नैतिक कहानी पढ़िए। कहानी में प्रयोग किए गए संयुक्त व्यंजन शब्दों को रेखांकित कीजिए। शब्दों का उच्चारण कीजिए और उनकी सूची बनाइए।

जैसे : क्ष - कक्षा।

### ACTIVITY 8

#### Repeated Addition

Rajma seeds or chick peas can be used for this activity. The child can be given instructions like make 4 groups with 2 chick peas in each group and let him or her find out how many chick peas are there in all ? Allow the child to model the story problem and write number sentences to find the answer. This can be repeated with different numbers.

### ACTIVITY 9

#### Length

Help your child in collecting 6 to 8 things of different lengths. They can then measure the length of each using a thread. They will compare the length of all these things by using words like smaller, shorter or longer etc. The child can record his or her observations on an A4 sheet in complete sentences. For e.g. The remote is smaller than the magazine.