

CURRICULUM INPUTS FOR P3

FOR THE MONTH OF APRIL - MAY 2018-19

DEVELOPMENT INDICATORS

ENGLISH

- Revisits the concept of naming words.
- Differentiates among proper, common or collective noun.
- Makes meaningful sentences with phrases having collective nouns.

e.g - a) We presented a bouquet of flowers to our mother.

b) A herd of elephants was seen in the jungle.

- Learns words of masculine and feminine gender.
- Recognizes nouns in singular and plural form.
- Analyses the events in the story and sequences them in the right order.
- Comprehends unseen passages.
- Reads with correct pronunciation from multiple readers.
- Comprehends the lessons read and does related exercises on the same.

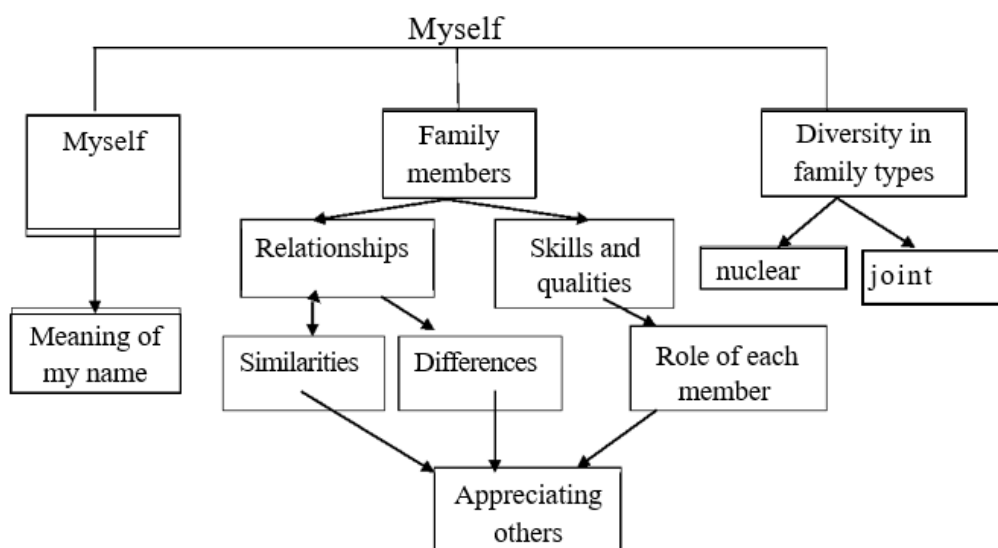
HINDI

- मेरा परिचय' और 'मेरा परिवार' विषयों पर चर्चा करने के उपरांत उन पर क्रिया कलाप करना।
- स्वरों का और उनकी मात्राओं का ज्ञान।
- "र" के विभिन्न रूपों को समझना और वाक्यों में उनका प्रयोग ।
- संयुक्ताक्षर और संयुक्त व्यंजन का शब्दों और वाक्यों में प्रयोग ।
- संज्ञा शब्दों को पहचानना और भाषा में उनका प्रयोग करना।
- समूहवाचक संज्ञा का परिचय और भाषा में उनका प्रयोग।
- विभिन्न पाठ्य पुस्तकों से पाठ पढ़ना, समझना, नवीन शब्दों को जानना और उससे सम्बंधित अभ्यास करना।

MATHS

- Reads and writes 3 digit numbers up to 999.
- Forms greatest and smallest numbers using given digits.
- Writes numbers in ascending and descending order.
- Adds with carry over and subtracts with borrowing.
- Understands terms like sum, difference and addend.
- Solves word problems on addition and subtraction.
- Identifies patterns in the surroundings.
- Identifies 2-D Shapes and describes them by counting their sides, corners and diagonals.
- Introduction of four digit numbers - thousands in figures and words.
- Understands the given patterns of numbers. e.g.
2531, 2533, 2536,-----
- Expands numbers. e.g. $4428 = 4000 + 400 + 20 + 8$.
- Analyses problems in different situations and presents them through pictures and stories.

E.V.S



- Appreciates the skills and qualities of family members.
- Realizes the importance of each family member.
- Observes the similarities and differences between relations and hereditary features.
- Understands the importance of recreation.
- Engages in outdoor, indoor, traditional and modern games.

CLAY

- Compose - Makes models on the topic which the child liked the most in the previous year.
- Human Body - Makes a model of human body.
- Mask - Makes a human mask.
- 3D Head - Makes a head with shapes and modulates it.
- Compose - Shows relationship between humans and nature with the help of models.

COMPUTER

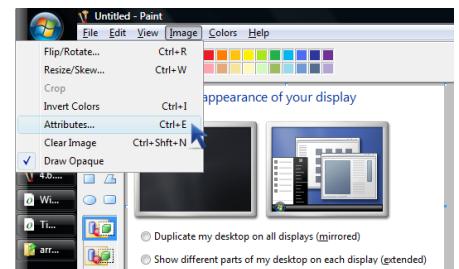
✚ Introduction to computer

✚ Revisiting MS Paint

- Basic Shapes
- Brushes
- Text tool

MORE about paint and drawing tools

- ✚ Moving and copying object
- ✚ Undo and Repeat
- ✚ Rotate/flip a drawing
- ✚ Resizing a Drawing
- ✚ Skew a Drawing • Set Drawing as a desktop background



ART

- Draws and colours the first letter of his/her name and an object beginning with that letter.
- Draws a smiling face or any other emotion using bright colours.
- Draws rainbow waves.
- Draws his/her favourite toy.
- Draws a picture of his/her mother.
- Draws himself/herself with his/her father.

CRAFT

- Visiting card making with paper (cutting and pasting activity)
- Name plate making from cardboard (cutting, pasting and colouring activity)
- I love my family greeting card (cutting, pasting and colouring activity)

SANSKRIT

lk" kq& if{k; ksa ds uke laLd`r esa

'yksd %& ekSf[kd vFkZ lfgr

Å; vk;kZe~ dkR;k;uhe~ nsohe~ -----
-----A

Å; lguk.oorq -----
-----A

'yksd %& ekSf[kd vFkZ lfgr

xq#czZg~ek -----
-----A

Roeso ekrk p firk Roeso -----
-----A

SUGGESTED ACTIVITIES

1) ABC NOUNS



Write the letters A to Z on flashcards, and put them in one pile.
In a second pile, place flashcards with the words "person,"

"place," "thing," on them (4 cards). Allow the child to read a letter from one pile and write the word with that letter on a new card. Now it can be placed under the appropriate type of noun from the other pile. This noun game will help the teacher or the parent to see whether the child is still struggling with the concept of the three types of nouns or he/ she has understood the concept.

2) NUMBER CARDS

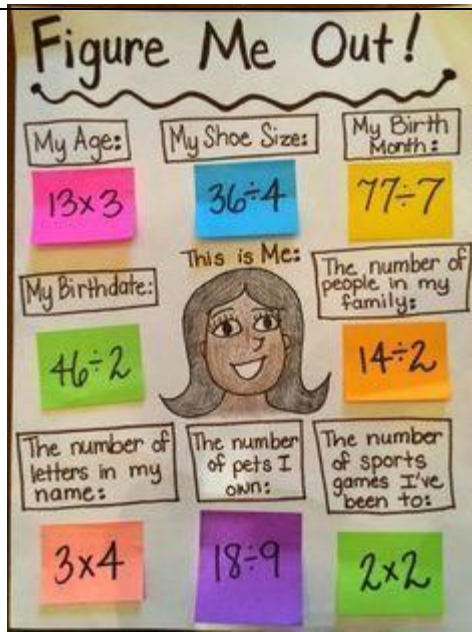
The students will make number cards using cardboard from 0 to 9 and bring them to the class. These cards will be used for various activities like showing the place value, largest and smallest number etc. It will help the children in strengthening the concept of numbers.

3) ALL ABOUT ME

Make a small booklet of 5-6 pages with the title "ALL ABOUT ME". Decorate the cover page creatively. Use the ideas given below to write details about yourself. You may write about your favourite friend, food, animal, etc. Also write and draw about what you like to do with your family.



Now, using different mathematical operations to write information about yourself. E.g. Write "I am 2×4 years old."



4) संज्ञा के फूल

बच्चों को दो प्रकार के फूल बनाने होंगे जिनका नाम होगा : जातिवाचक संज्ञा और व्यक्तिवाचक संज्ञा | उन फूलों की पत्तियों में उन्हें संज्ञा शब्द लिखने होंगे, जैसे :

जातिवाचक संज्ञा : पेड़ , शहर , लड़की , फल

व्यक्तिवाचक संज्ञा : दिल्ली , मीना , संतरा

