

ENGLISH

- Recalls the definition of noun.
- Classifies the noun into its various types-proper, common and collectives {as learnt in the previous class}.
- Defines material noun.
- Lists material noun into various categories like material nouns from nature/ from animals/from plants/man made material nouns.
- Recalls the definition of pronouns from memory of previously learned material.
- Learns the concept of personal pronoun.
- Classifies personal pronouns into subject pronouns and object pronouns.
- Understands the usage of the personal pronouns to bring out its meaning in a specific context.
- Understands the importance of sequencing of events in a story.
- Learns to write a paragraph based on clues.

HINDI

- वर्णमाला की पुनरावृत्ति करना ।
- शब्दों का वर्ण -विच्छेद करना ।
- अनुस्वार वाले शब्दों व अनुनासिक वाले शब्दों की पुनरावृत्ति करना ।
 - जैसे -पंडित, आँख
- संज्ञा के भेदों का ज्ञान और उनसे संबंधित अभ्यास।
- सर्वनाम के छः भेदों का ज्ञान ।
- विभिन्न पाठ्य पुस्तकों से गद्य पाठ पढ़ना और उनमें प्रयुक्त नवीन शब्दों का ज्ञान, वाक्य- रचना , व्याकरणिक अभ्यास, प्रश्नोत्तर, अन्य क्रियाकलाप, श्रुतलेख और गद्यांश श्रुतलेख ।

MATH

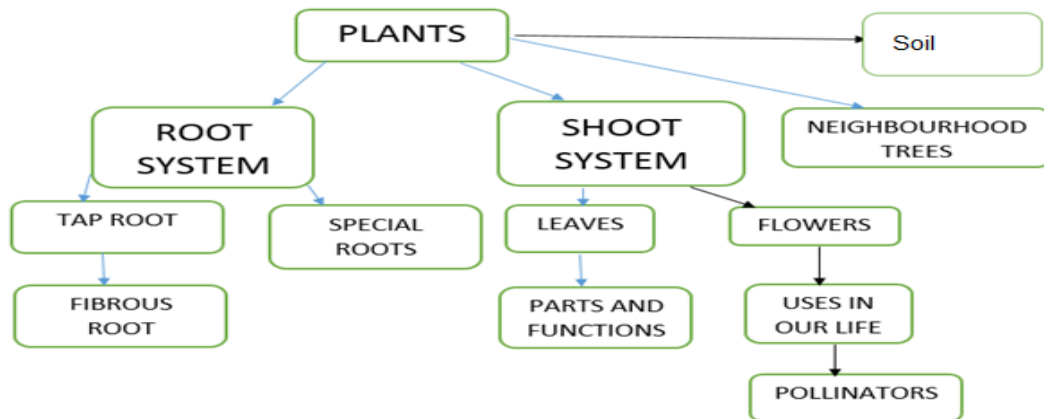
- Recalls numbers up to 4 digit (including smallest and largest 4 digit numbers)
- Relates the previous knowledge to numbers up to 6 digits.
- Understands the difference between Place Value and Face Value.
- Arranges 6 digit numbers according to Indian Place value system of numeration.
- Practices ascending-descending, expansion of numbers and writes the number names of 6 digit numbers.
- Solves questions based on addition, subtraction, multiplication

and division (four basic operations) of large numbers.

- Comprehends and solves word problems involving all the operations based on real life situations.
- Frames word problems based on various operations.
- Estimates/ Rounds off given numbers to nearest 1000's and 10,000's.

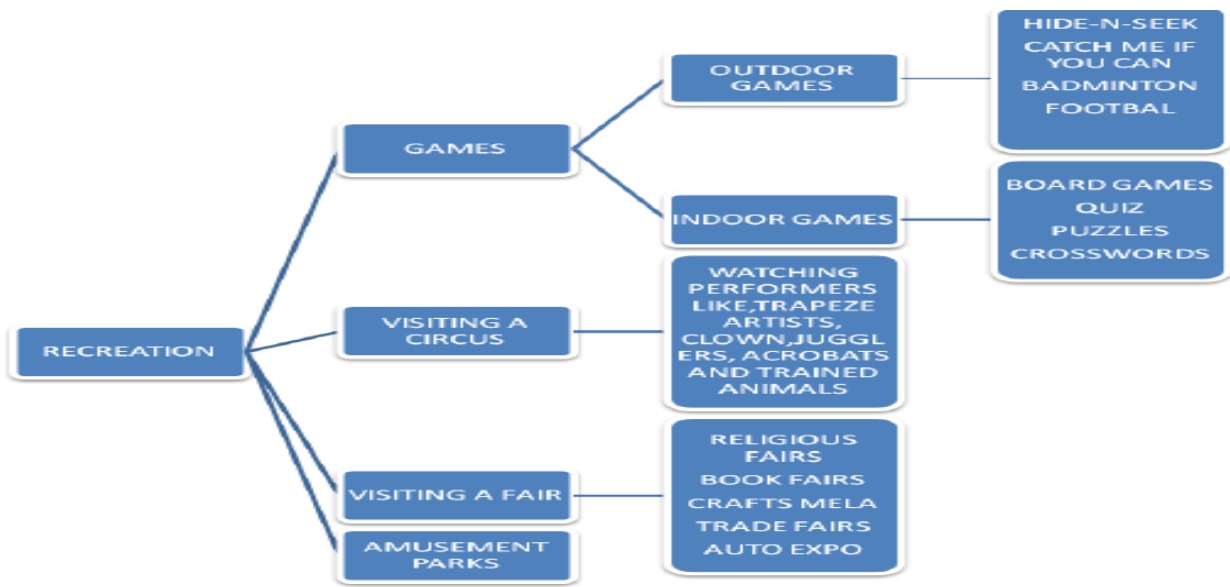
EVS

Theme : Plant



- Recalls the classification of living things, non-living things, natural things and man-made things.
- Recalls the names of the parts of a plant and their functions.
- Identifies and classifies different kinds of roots and their functions.
- Compares the different types of special roots and their purpose.
- Understands the role of flowers in a plants.
- Identifies, labels and defines parts of flowers and their functions.
- Discusses and lists uses of flowers in our life.
- Learns about pollination and agents responsible for it.
- Understands how the growth of trees/plants is affected by human activities.
- Learns and identifies the importance of soil.
- Classifies the different layers of soil.

Theme : Work and Play



- Lists the different outdoor & indoor games.
- Understands the idea of fair-play and team spirit.
- Discusses the various avenues of recreation around us.
- Recognizes the different professions around us and understands how they are dependent on each other.

SANSKRIT

अप्रैल:-

- पुल्लिङ्ग एकवचन के शब्द
- पुल्लिङ्ग एकवचन के वाक्य
- श्लोक- हस्तस्य भूषणम् दानम्
- कार्ययोजना-9
- श्लोक - अपरं भवतो जन्म
- संस्कृत संभाषण के वाक्य
- कक्षा पी. ३ के श्लोकों को भी दोहराया जाएगा।

COMPUTER

Classification of computer

- Input Devices
- Output devices

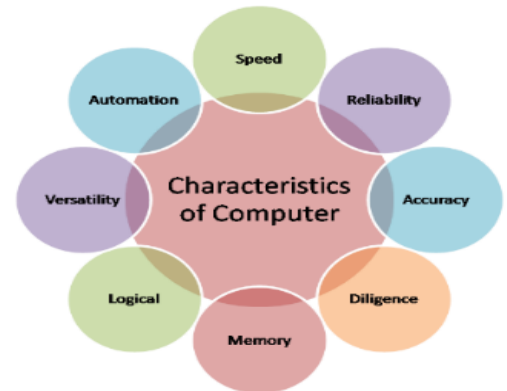
Practical: Students will type about the input and output device in software

Ms Word

Characteristics of computer

- Speed
- Accuracy
- Reliability
- Logical
- Memory

Practical: Students will type about the Characteristics of computer in software MS Word



Characteristics of Computer

ART

- Geometrical composition of primary colours.
- Geometrical composition of secondary colours.
- Earth day drawing and colour composition. Shows how to save our beautiful earth.
- Draws his/her favourite baby animal with its parent. Make it interesting with various colours.
- CLAY
- Composition-In your last class which topic did you like a lot make. Pottery coil method - Children will be explained what to keep in mind while applying coils.
- Pottery slab method -Children will be explained how they can create things with the help of slabs.
- Human body - Children will be explained the divisions of human body.
- Human body - as explained to be practised.
- 3 D head - to keep in mind divisions as explained

CRAFT

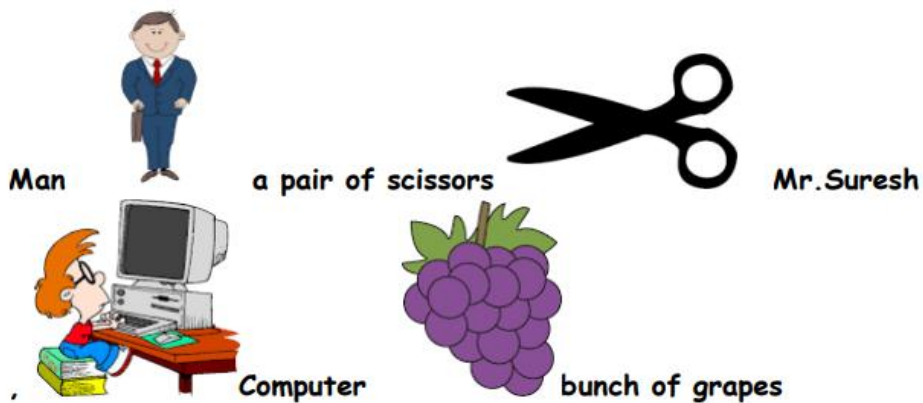
1. Envelope making with cutting, pasting and folding activity.
2. Tree making with hand impression (Earth Day)
3. Family collage (cutting, pasting activity)
4. Making of respiratory system with waste materials

ACTIVITIES

1. Searching and Exploring Nouns

Find nouns throughout your home. Keep a record of all the nouns and write them on the cards with drawings or pictures on the back and bind them together into a noun dictionary. Draw a table and place all the nouns under appropriate heading. One has been done for you.

Man, a pair of scissor, Mr.Suresh,computer ,bunch of grapes



PROPER NOUN	COMMON NOUN	COLLECTIVE NOUN
Mr.Suresh	man	pair of scissors
	computer	bunch of grapes

2. बचपन का दूसरा नाम ही तो है, शरारतें। फिर भी हम कभी भी यह कल्पना करना ही नहीं चाहते कि कभी हमारे बड़े - बुजुर्ग अथवा माता-पिता भी अपने बचपन में शरारती रहे होंगे। अरे! हाँ भाई सभी अपने बचपन में नटखट और शरारती होते हैं।तो चलो, क्यों न हम अपने मम्मी- पापा से उनकी बचपन की यादों और शरारतों को ताज़ा कर उसका आनंद उठाए। रविवार के दिन अपने पापा के साथ समय बिताए और जाने कि वे बचपन में किस तरह की शरारतें करते थे। उनसे कोई मज़ेदार। रोचक किस्सा सुनकर उसे स्लैम शीट पर अपने शब्दों में लिखिए और यदि संभव हो तो उनके बचपन की तस्वीर भी चिपकाइए।

अब इस किस्से में आए सभी व्यक्तिवाचक, जातिवाचक और भाववाचक शब्दों की सूची बनाइए। इसे कक्षा में लेकर आइए, इस पर चर्चा की जाएगी।

3. Make a deck of fact family triangles as shown for tables of 13 and 14

Eg: $14 \times 1 = 14$ (14 written on the top) , followed by $14 \div 1 = 14$ and $14 \div 14 = 1$ on the two sides of the triangle as shown. (seen in the same card)
Similarly, $14 \times 2 = 28$ (28 is written on the top), followed by $28 \div 14$ and $28 \div 2$ on the two sides of the triangle as shown.



4. Visit a near-by park or a garden. Observe different plants and trees you see around.

(a) Make a small booklet of different leaves you collect. Observe the sizes and patterns on the leaves. Bring this to school for a follow-up activity.

Plant a small sapling of a tree close to your house so that you can care and nurture it till it becomes sturdy. Observe the sapling growing. Click a picture while planting it. Paste the picture in your notebook under the heading "My contribution to the Mother Nature".

Primary co-ordinator - Mrs. Anumpma Chand

P4 co-ordinator - Mrs. Devja Chhabra