

**CURRICULUM INPUTS FOR P3 FOR THE MONTH OF
APRIL-MAY 2024-25**

DEVELOPMENT INDICATORS

ENGLISH

1. Recapitulates the topic- 'Nouns' through activities.
2. Identifies the two different types of nouns (common and proper) and effectively writes sentences with them.
3. Learns to recite a poem given in the class with expression and correct diction.
4. Understands two types of nouns- common and proper nouns.
5. Understands the usage of gender words and learns them through a list. (masculine and feminine).
6. Practises sentence construction and spelling of a given set of words.
7. Writes the given words in the correct order by unscrambling them to frame meaningful sentences.
8. Reads the text with correct pronunciation from multiple readers.
9. Comprehends the lesson read and does related exercises.

हिन्दी

अप्रैल - मई

- मन के भाव - खुशी, उदासी ,आश्चर्य |
- 'मेरा परिचय' और 'मेरा परिवार' विषयों पर चर्चा करने के उपरांत उन पर क्रियाकलाप करना। (मौखिक)
- वर्णमाला का ज्ञान प्राप्त करना ।
- स्वरों की मात्राओं का ज्ञान प्राप्त करना।
- 'ऋ' स्वर व उसकी मात्रा वाले शब्दों का परिचय ।
- अनुनासिक, अनुस्वार वाले शब्दों का परिचय और प्रयोग करना ।
- आगत ध्वनियों को पहचानना ।
- १ से १० तक की गिनती ।
- विभिन्न क्रियाकलापों द्वारा वाक्य-रचना का अभ्यास करना ।

- विभिन्न पाठ्य पुस्तकों से पाठ पढ़ना, समझना, नवीन शब्दों को जानना और उससे सम्बंधित अभ्यास करना।

MATH

- Reads and writes 3-digit numbers up to 999.
- Expands a number.
- Compares numbers.
- Forms greatest and smallest numbers using given digits.
- Writes numbers in ascending and descending order.
- Adds and subtracts by arranging the numbers vertically.
- Adds with carryover and subtracts with borrowing.
- Solves word problems based on addition and subtraction.
- Introduction of 4-digit numbers - thousands in figures and words.
- Reads and writes 4-digit numbers up to 9999.
- Identifies odd and even numbers.
- Rounds off numbers to nearest 10 and 100.
- Solves problems based on number concepts for numbers up to 9999.
- Revisits tables of 2, 3, 5 and 10.

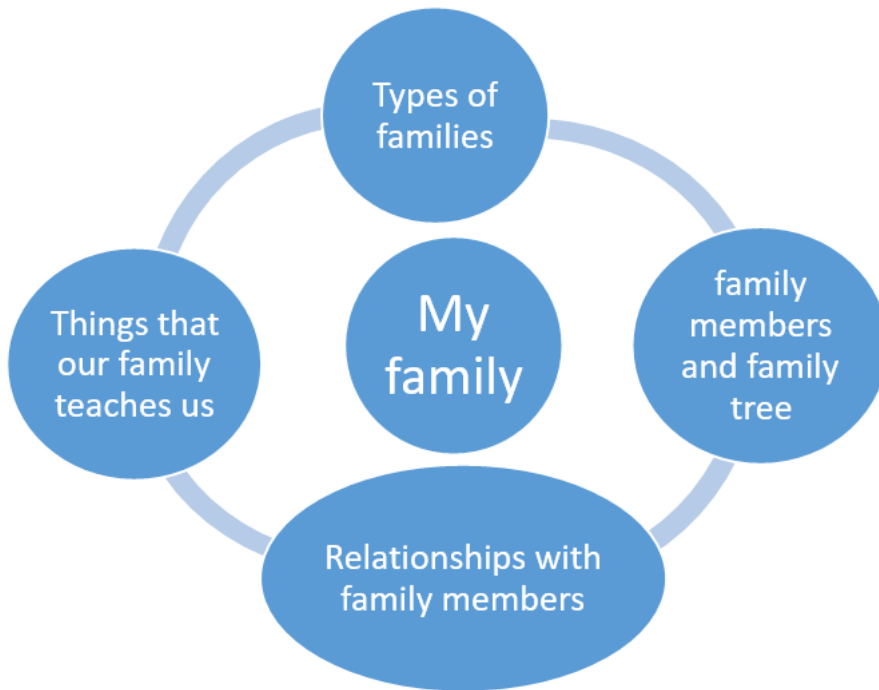
Shapes and patterns (Summer holiday task)

- Identifies patterns in the surroundings.
- Identifies 2-D shapes - describing them by counting their sides, corners and diagonals.
- Makes patterns and designs on the dot grid using straight lines, curves and geometrical shapes.
- Revisits tables of 2, 3, 5 and 10.

EVS

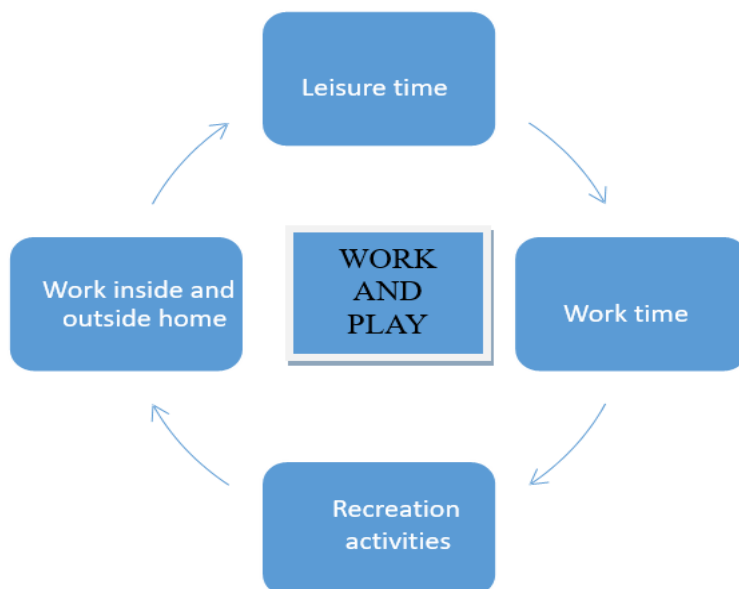
My Family and I

- Understands and differentiates between various types of families.
- Realizes the importance of each family member.
- Observes a family tree and constructs his/her own family tree.
- Understands the relationships shared with family members.
- Appreciates the skills and qualities of family members and writes about them.
- Identifies their sense organs.



WORK AND PLAY

- Identifies the difference in leisure time and work time.
- Finds out the types of recreation activities.



SUGGESTED ACTIVITIES

1. Let's sort!

Use the given list of common and proper nouns to make different chits. You may use/add other words as well. This is just a sample. Make two separate boxes/baskets and label one as common noun and the other one as proper noun.

Now, the child can play this game with a partner/family member. Each player picks up a chit, reads it and has to put it in the correct box/basket.

animal	car	chocolate	Vihaan	Japan
country	Christmas	burger	Taj Mahal	Mumbai
planet	Virat Kohli	cricket	ship	Mount Everest
The Ganges	Tuesday	river	toy	fruit

2. Number card activity-

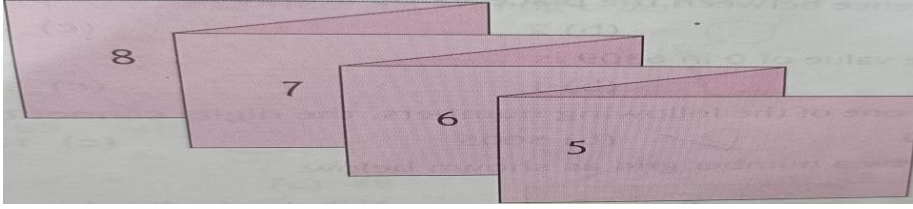
For this activity students will take an origami sheet of any colour and cut a rectangular strip out of it. Now, they will split/divide the strip into four equal parts as shown below.



Now, they will write any 4 digit number of their own choice and write its expanded form on the strip as shown below. For example- 8765

8000 +	700 +	60 +	5
---------------	--------------	-------------	----------

Now, they will fold the strip as shown below in the picture.



The strip on folded shows the short form of the number and when unfolded shows expanded form of the number. Now students can repeat this activity using more numbers.

3. Family date

A date with family activity involves setting aside dedicated time to spend quality moments together as a family. It could include various enjoyable activities such as going for a picnic, dinner , brunch , playing games , taking a nature walk or simple just sitting and chatting. Children can make a list of things they did during their date and share it in class with their friends and teacher.

4. “मेरी खास पुस्तक”

कुछ कागज़ के पन्नों को जोड़कर एक पुस्तिका बनाइए | उसे नाम दीजिए “मेरी खास पुस्तक” | जब भी आपको कोई मज़ेदार बात या शब्द सुनाई दे तो उसे अपनी किताब में लिखकर उसका चित्र बनाने का प्रयास कीजिए | उन शब्दों और बातों को अपने रोज़ के बोलचाल की भाषा में इस्तेमाल करके अपनी भाषा को रोचक बनाइए |