

P3 CURRICULUM INPUTS

FOR THE MONTH OF SEPTEMBER-OCTOBER 2023-24

ENGLISH

- Recognizes describing words (adjectives) in the given sentences.
- Uses describing words to add meaning to make interesting sentences.
- Understands the use of antonyms and synonyms in sentences.
- Read lessons from multiple readers and does follow up comprehension based exercises.
- Describes a person or a thing using describing words.

हिंदी

- काल - वर्तमान काल, भूतकाल और भविष्यत् काल का ज्ञान प्राप्त करना ।
(तीनों भेदों के बारे में जानना व उनके बीच का अंतर समझना)
- वाक्यों में सही काल का प्रयोग करना और भाषा में उनका प्रयोग करना।
- विशेषण शब्दों का ज्ञान और भाषा में उनका प्रयोग करना ।
- विलोम शब्दों का ज्ञान और उनसे अपना शब्द-भण्डार बढ़ाना ।
- पर्यायवाची शब्दों का ज्ञान और उनसे अपना शब्द-भण्डार बढ़ाना। उनका वाक्यों में प्रयोग करना।
- विभिन्न पाठ्य पुस्तकों से पाठ पढ़ना, समझना, नवीन शब्दों को जानना और उससे सम्बंधित अभ्यास कार्य करना ।
- रचनात्मक लेखन - किसी व्यक्ति या वस्तु का विवरण लिखना।

MATHS

DIVISION

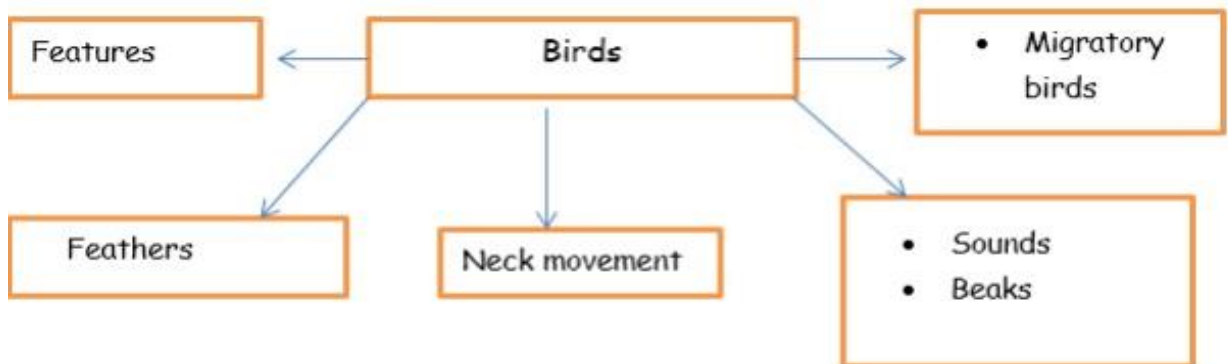
- Discusses the meaning of division from the context of equal regrouping and sharing.
- Recognises division as 'Repeated Subtraction'.
- Identifies the terms used in division.
- Solves division by single digit numbers.
- Solves problem sums using division.
- Finds multiplication facts for the given division facts and vice versa.

TIME

- Recognises time (quarter to, quarter past, half past, full).
- Sequences the events.
- Recognises time from clocks and draws clocks to show the given time.
- Reads and comprehends questions based on a calendar.

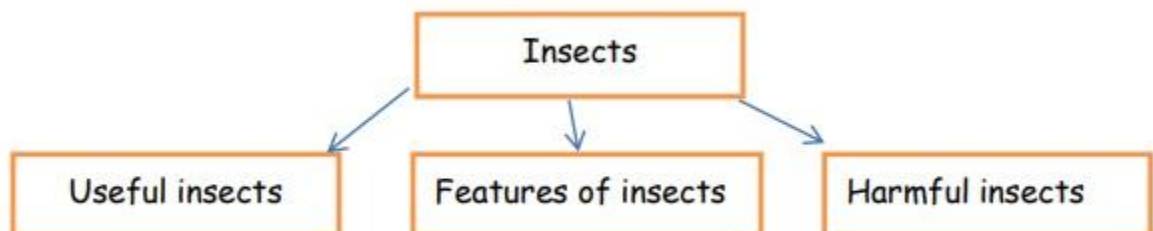
EVS

▪ Birds



- Defines the different features of birds.
- Classifies different types of feathers and recognizes their importance.
- Distinguishes between different types of beaks and their functions.
- Identifies different sounds made by birds and defines them as bird call or bird song.
- Recognises and compares the various neck movements among birds and understands their relevance.
- Identifies the migratory birds and describes their general behaviour.

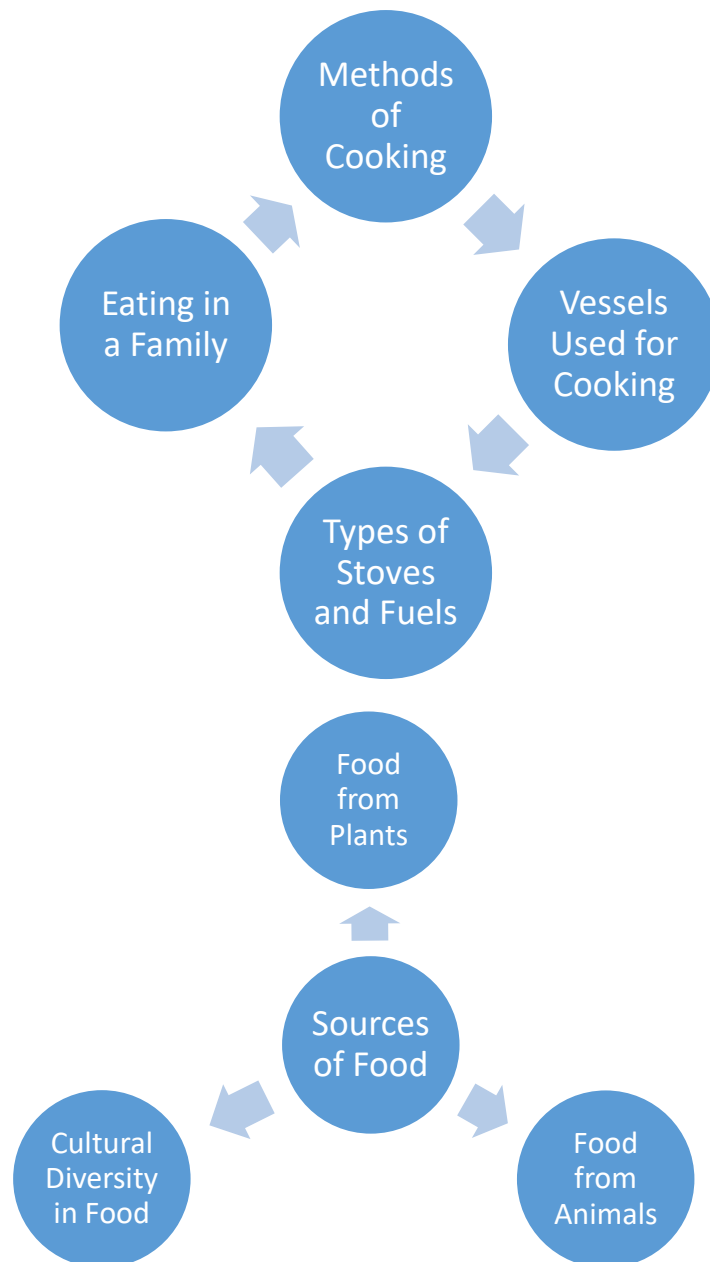
▪ Insects



- Defines the different features of insects.
- Distinguishes between useful and harmful insects.
- Identifies arachnids like spider and worms.

FOOD/ COOKING

- Defines the reasons for cooking food.
- Identifies the methods of cooking.
- Identifies the vessels used for cooking.
- Compares the different types of stoves and fuels.
- Shares his/ her eating food experience in a family.



SUGGESTED ACTIVITIES

- Children will make a booklet using 8 coloured slam-sheets (A4 sized), fold them into halves and staple the together to form a mini booklet.


Choose any 5-6 animals and draw their picture on a page. After writing their names, add 5-6 appropriate adjectives about each one of them.

- **मेरा पसंदीदा पकवान**

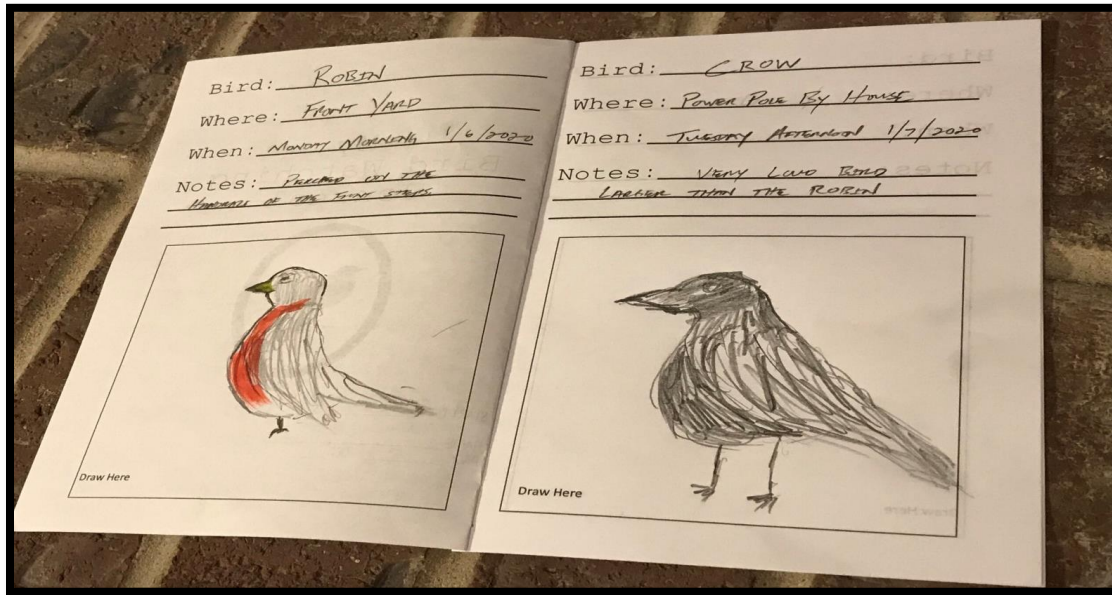
एक पन्ने पर आपने किन्हीं पाँच पसंदीदा पकवानों का चित्र चिपकाए और उनके नाम लिखिए। अब विशेषण शब्दों का प्रयोग कर उस पकवान में लिखिए- जैसे कि उसके स्वाद कैसा है, आकार, उसकी खुशबू आदि। आप उन पकवानों में प्रयोग की जाने वाली सामग्री के नाम भी लिख सकते हैं।

- **Evs Activity: Bird Journal**

The children will go on a nature walk in a nearby park or near their house and observe different birds in their surroundings (around the windows, park, balcony etc.) They can use 4-5 plain white or coloured A4 sheets, fold them into halves to create a booklet. They can also decorate the cover page and give it an attractive name. Children will mention their names and class on the cover page as well.



Please note- Each page should have observation of different birds (one bird on one page). They will observe 4-5 birds and can write their observations, draw pictures of those birds and collect and paste feathers. An example is given for your reference.



The 'Bird Journal' will include the following things:

Example:

Name of the bird - (sparrow)
picture of the bird -
size of the bird- small
type of beak – short, hard and pointed
colour of the bird- grey and white
food they eat- grains, seeds
your observation (if any)
paste its feathers (optional)

➤ **Monsters and Balloons –Division Board Game**

Take a print-out of the given board game printable. Paste it on a slam-sheet or cardboard. Each player puts a counter on **Start**. Players take turns to roll the die, move forward that many spaces, answer the division they land on and cover that number on the balloon with a counter. If the number is covered the player doesn't cover any number on this turn. If a player lands on a 'monster', they can cover a number of their choice. The winner is the player who covers the last number on the balloons.

start

$18 \div 9$



$48 \div 8$

$24 \div 6$

$49 \div 7$

$45 \div 9$

$24 \div 3$


Monsters and Balloons Division Game

a game for 2 – 4 players
Need: counters, dice



$21 \div 7$

$50 \div 5$



$36 \div 9$




$18 \div 2$

$63 \div 9$



$70 \div 7$



$20 \div 4$



$64 \div 8$

$16 \div 8$


Each player puts a counter on Start. Players take turns to roll the dice, move forward that many spaces, answer the division they land on and cover that number on the balloon with a counter. If the number is covered the player doesn't cover any number on this turn. If a player lands on a monster, they can cover a number of their choice. The winner is the player who covers the last number on the balloons.

$28 \div 7$

$27 \div 3$

$9 \div 9$

$42 \div 7$



$72 \div 9$

$27 \div 9$

$54 \div 9$

$27 \div 3$

$9 \div 9$

$42 \div 7$

$72 \div 9$

$27 \div 9$

$35 \div 5$