

## **P3 CURRICULUM INPUTS**

### **FOR THE MONTH OF JULY AND AUGUST 2023-24**

#### **DEVELOPMENT INDICATORS**

##### **ENGLISH**

- Recognizes nouns in singular and plural form.
- Understands the use of pronouns like I, you, him, her, herself, himself, etc.
- Recognizes the, as pronouns and uses them in place of nouns in the given sentences and paragraph.
- Understands the usage of action words like singing, running, etc.
- Recognizes the usage of helping verbs.
- Recognizes the correct usage of tenses –present, past and future (simple)
- Observes pictures and locates the action words according to their tenses.
- Understands and frames meaningful sentences with jumbled words.
- Writes a few sentences looking at any given picture.
- Writes a few sentences on the given topic.

##### **HINDI**

- संज्ञा शब्दों को पहचानना और भाषा में उनका प्रयोग करना।
- लिंग- स्त्रीलिंग और पुल्लिंग शब्दों और वाक्यों के ज्ञान को भाषा में प्रयोग करना।
- वचन- एकवचन शब्दों को बहुवचन शब्दों में बदलकर वाक्यों में उनका प्रयोग करना।
- सर्वनाम शब्दों को पहचानकर भाषा में उनका प्रयोग करना।
- क्रिया शब्दों की पहचान, उनसे वाक्य रचना और भाषा में उनका प्रयोग करना।
- विभिन्न पाठ्य पुस्तकों से पाठ पढ़ना, समझना, नवीन शब्दों को जानना और उनसे संबंधित अभ्यास करना।
- चित्र- वर्णन
- दिए गए विषय पर कुछ रोचक और अर्थपूर्ण वाक्य लिखना ।
- शब्दों को सही क्रम में लगाकर अर्थपूर्ण वाक्य बनाना ।

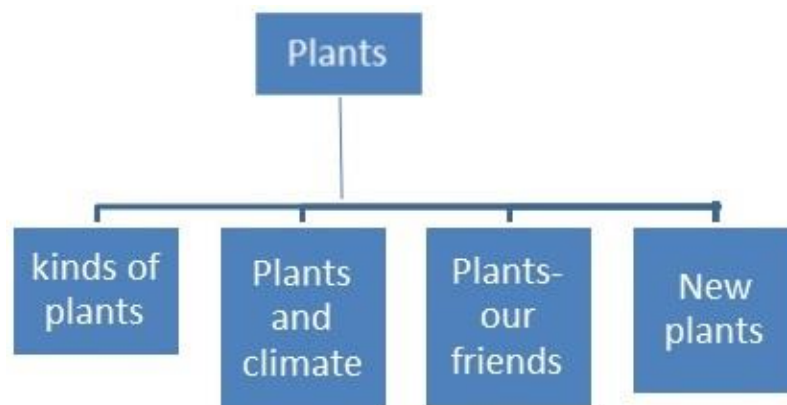
##### **MATH**

- Learns about ordinal numbers and their usage in sentences.
- Identifies 2-D shapes and describes them by counting their sides, corners and diagonals.
- Rounds off numbers to nearest 10 and 100.
- Revisits tables of 2, 3, 5 and 10.
- Analyses problems in different situations and presents them through pictures and stories.

- Estimates the sum of and difference between two given numbers.
- Adds and subtracts single digit and 2- digit numbers mentally.
- Understands 'Multiplication' as repeated addition.
- Constructs the multiplication tables of 6, 7, 8, 9, 11 and 12.
- Multiplies (by single and double-digit) using multiplication facts in situations.
- Doubles two digits mentally.
- Multiplication by 0, 10, 20, 100
- Explains the meaning of 'Division' from the context of equal regrouping and sharing.
- Understands 'Division' as 'Repeated Subtraction'.
- Understands the terms used in division.
- Divides 3-digit numbers by single digit.

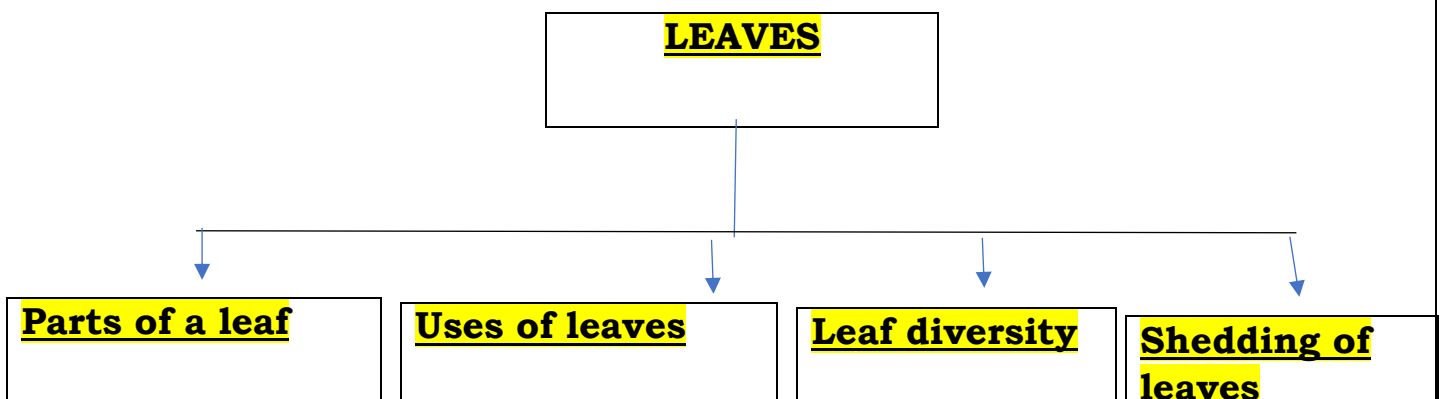
## **E.V.S.**

### ▪ **Plants**



- Observes different types of plants.
- Scrutinizes the relationship between plants and climate.
- Builds an opinion that plants are our friends.

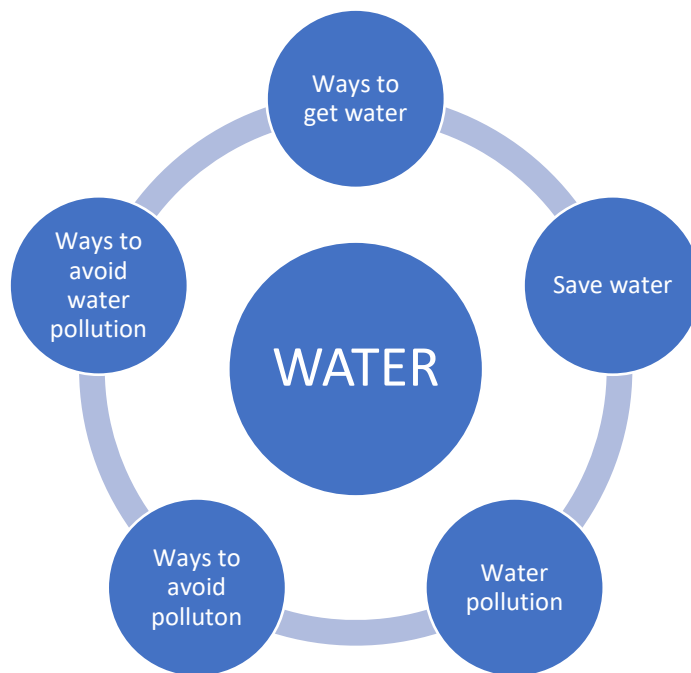
### ▪ **Leaves**

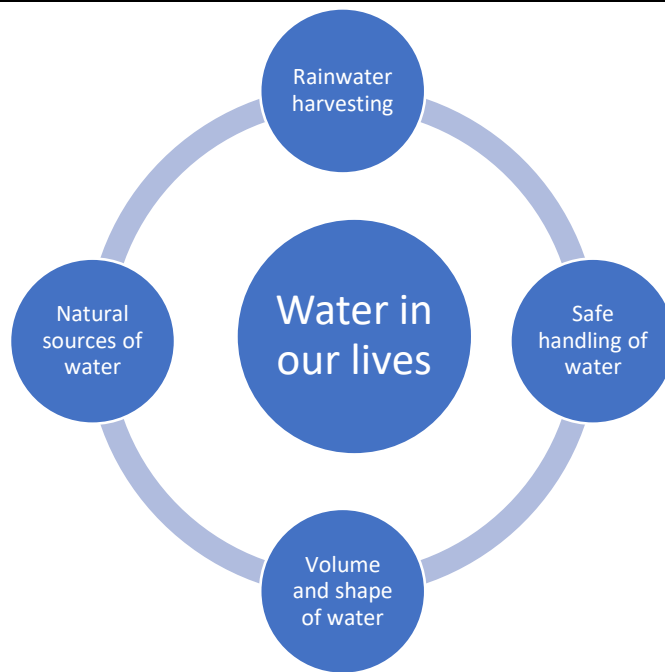


- Discovers diversity in leaves.
- Lists the uses of different types of leaves.
- Investigates why do plants shed their leaves.

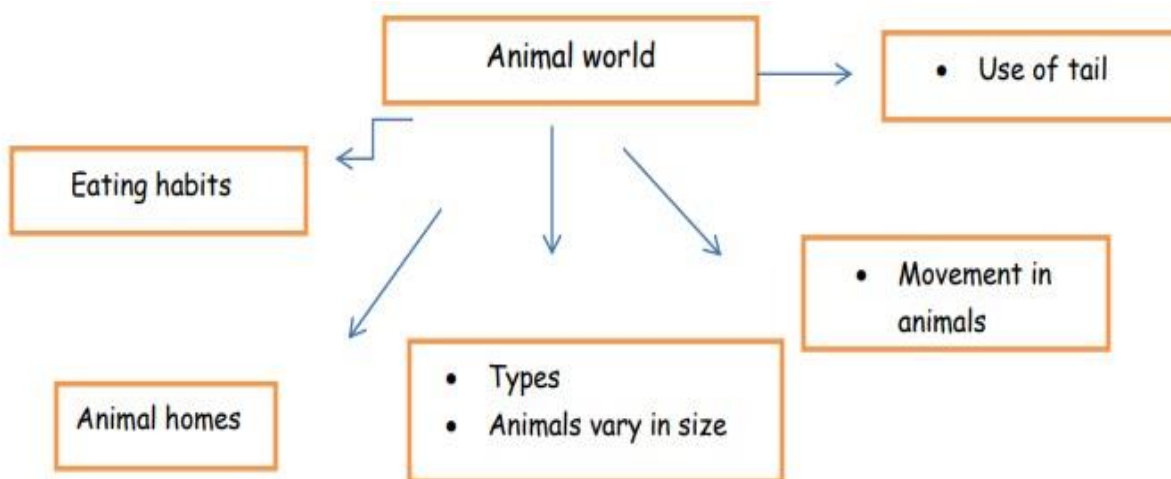
## WATER

- Understands the importance of water
- Explains ways to get water
- Finds out ways to save water
- Studies water pollution and ways to reduce it
- Discusses natural sources of water
- Experiments and compares the volume of water
- Explains safe handling of water
- Shows the water cycle with the help of a diagram
- Understands the importance of 'Rainwater harvesting'





▪ Animals



- Understands that animals vary in size.
- Differentiates between pet and domestic animals.
- Recalls homes of animals and their young ones.
- Discusses movement of animals.
- Categorizes animals on the basis of their eating habits e.g. herbivores, carnivores, omnivores and scavengers.
- Discusses about unwanted animals in the house and how to keep the house free from them.

## ACTIVITIES:

### **ENGLISH:**

#### **VERB GAME**



The child plays the verb game with friends or family members. You need a die and counters for the same.

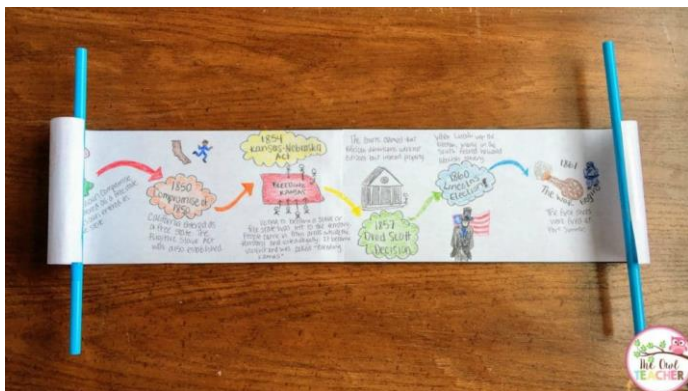
#### Rules for the game

The child throws the die and reaches the number and has to say the past of the given verb.

For example, on throwing the die you get 3, you reach 3 and have to tell the past of 'sing' which is 'sang'. If the child can say the correct word the child stays on the number, else moves back to where he was.

The person to reach the finish wins the game. Repeat the game a few times so that the children learn the past tense of the verbs in a fun way.

### **हिंदी:**



#### 'Paper scroll timeline'

अपनी दिनचर्या में किए गए सभी कार्यों की एक सूची बनाइए। सभी कार्यों को एक रचनात्मक तरीकों से दर्शाइए। क्रिया शब्दों को पहचान कर उन्हें रेखांकित करें।

### **Maths**

#### Multiplication race

Material required- two sets of cards with number 0 to 10.

Two players can play this game at one time.

Start the game by placing both the decks before the players. Remember that cards should be placed upside down. Now, turn wise both the players pick up cards from the decks to find the product.

For e.g. if the cards picked by me have the numbers 8 and 9 then I will tell the product and record it on a sheet of paper. Same thing would be repeated by the second player. Whosoever reaches the total 1000 first wins the game.

## **EVS**

### **IN SEARCH OF SHELTER**

Take a walk in a nearby park and carefully observe the different living beings (animals, birds, worms, insects) that you see. Based on your observations, fill in the table given below:

<b>Name of the living being</b>	<b>Where did you see it</b>	<b>What was it doing</b>	<b>Describe its habitat(home)</b>
(example) earthworm	in the garden	crawling on the ground	it lives in the soil.

**Primary Coordinator - Ms. Anupama Chand**

**Dialogue coordinator - Ms. Sanskriti Agarwal**