

CURRICULUM INPUTS FOR THE MONTH OF APRIL AND MAY-2023-24

ENGLISH

- Writes a short story on 'Story behind my name.'
- Learns to frame and pose questions through an activity 'Lets interview our classmates'
- Defines abstract nouns and learns to differentiate it from concrete nouns.
- Relates the definition of abstract nouns to real examples.
- Lists abstract noun into various categories like:
emotion/feeling/ideas/events/attributes.
- Illustrates pictorially the learnt concept of abstract nouns from verbs, common nouns and adjectives.
- Reads and comprehends the story The Great Adventure from New Learning to Communicate.
- Attempts writing a paragraph on the given topic independently.

HINDI

अप्रैल - मई

- "मन के भाव" -जैसे खुशी, उदास, गुस्सा, आश्चर्य, क्रोधित आदि भावों पर चर्चा करने के उपरांत उस पर क्रिया -कलाप करना और छात्रों के अंतर्मन के विचारों को जानना।
- वर्णमाला - स्वर और व्यंजनों की ध्वनियों को पहचानना और शुद्धता से उच्चारित करना सीखना।
- अनुस्वार और अनुनासिक वाले शब्दों के उच्चारण स्थान को पहचानकर, शुद्ध वर्तनी का ज्ञान प्राप्त करना।
जैसे - पंखा , कंघी , चाँद, दाँत
- संज्ञा के भेदों की पुनरावृत्ति करना (व्यक्तिवाचक, जातिवाचक , भाववाचक)।
- संज्ञा,सर्वनाम, क्रिया और विशेषण शब्दों से भाववाचक बनाना सीखना।
- शुद्ध उच्चारण, हाव-भाव, लय-तान के साथ कविता- पाठ करना और सौंदर्यानुभूति का आनंद उठाते हुए कविता का भाव समझना।

- अपठित गद्यांश का अर्थग्रहण कर प्रश्नों के उत्तर लिखना, कठिन शब्दों के अर्थ समझकर उनके सार्थक वाक्य बनाना सीखना।
- विभिन्न पाठ्य-पुस्तकों से पढ़ना और भाषा के चारों कौशलों - श्रवण (सुनना), वाचन (बोलना), पठन (पढ़ना) और लेखन (लिखना) को विकसित करना।
- नियमित रूप से श्रुतलेख और गद्यांश श्रुतलेख द्वारा वर्तनी को सुदृढ़ बनाना ।

MATHEMATICS

THEME – NUMBER SYSTEM

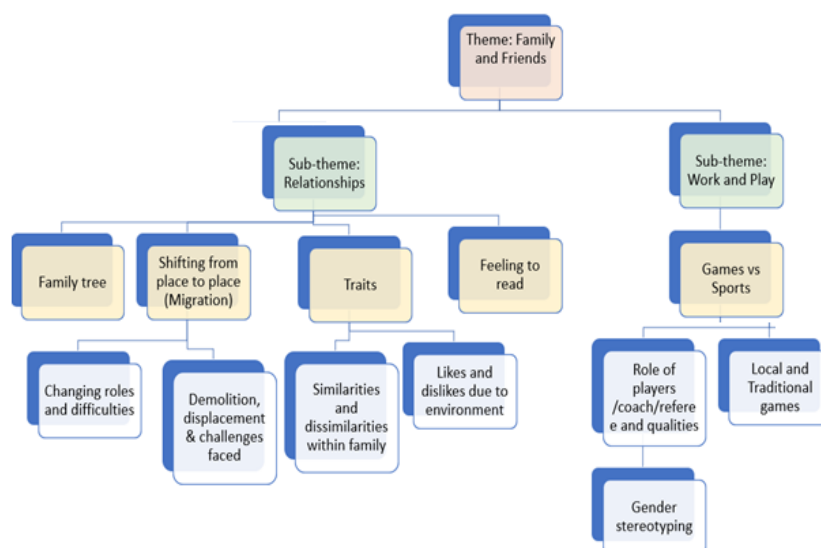
- Recapitulates numbers up to 6 digits.
- Relates the previous knowledge for numbers upto 8 digits.
- Understands the difference between Place Value and Face Value.
- Uses place value chart – Indian number system.
- Practices ascending – descending order, expansion of numbers, successor – predecessor and number names of 6-digit numbers.
- Forms the largest and the smallest numbers using the given digits.
- Rounds off of numbers to nearest 10, 100 and 1000.

THEME – ADDITION AND SUBTRACTION

- Practices algorithm of addition and subtraction of large numbers.
- Comprehends and solves word problems related to Addition and Subtraction based on real life situations.
- Revisits Multiplication Tables up to 20.

EVS

THEME- FAMILY AND FRIENDS



SUBTHEME-RELATIONSHIPS

- Draws family trees and identify relationships and place the family members lived.
- Identifies reasons for migration through various situation.
- Understands and learns the impact of migration.
- Enlists difficulties faced by people involved in shifting or moving or migrating- displacement, demolitions etc
- Recognizes the similarities in physical appearances or habits as traits that are passed on in a family.
- Discusses the traits passed from parents and skills that can be acquired from the environment.

SUBTHEME- WORK AND PLAY

- Understands the difference between games and sports
- Discusses the different types of games and understands the role of a coach and a referee.
- Highlights the concept of concept of gender equality.
- Identifies various local or traditional games played.

ACTIVITIES

English

1,Children adore beautiful illustrated stories and colourful fascinating pictures. You all must have enjoyed reading such story books in your early childhood days. It is the time to relive them again and fasten the belts for hands on activity.

Create a portfolio booklet on 'My First Story book'.

Go back in time and recall the first story you read. Include the name of the story book, your reaction at that time, characters of the story etc. Make it look creative, fascinating and interesting.

You can check the following samples and create a portfolio in your own fashion.

All About Me!

Hi! My name is _____

I am _____ years old, and I'm in fifth grade!

I'm excited for fifth grade because _____

My Favorite Things!

Food: _____

Color: _____

Book: _____

Hobby: _____

Animal: _____

My Self-Portrait



Hindi

३.आओ मिलकर कहानी बुनें

रविवार अथवा छुट्टी वाले दिन परिवार के सदस्य मिलकर कहानी बुनें-

इस गतिविधि को करने की विधि-

परिवार का प्रत्येक सदस्य कहानी की दो-दो पंक्तियाँ बोलकर कहानी को आगे बढ़ाएगा.....



रविवार का दिन था। हम सब..... अचानक हमने देखा कि.....

नोट-कहानी पूरी लिखने के बाद आप संज्ञा शब्दों को रंगीन पेंसिल से रेखांकित कीजिए। अब रेखांकित संज्ञा शब्दों को व्यक्तिवाचक, जातिवाचक और भाववाचक शब्दों में वर्गीकृत कीजिए।

व्यक्तिवाचक	जातिवाचक	भाववाचक

(उपरोक्त गतिविधि से छात्रों की कल्पनाशीलता, रचनात्मकता, अभिव्यक्ति के विकास के साथ-साथ संज्ञा के भेदों का ज्ञान भी प्राप्त हो सकेगा)

Math

3.MAKE A FACT BOOK

Research facts from the encyclopaedia or on the internet to fit in these groups of your FACT BOOK. Find as many interesting facts as you can for each category. You can write about different facts. One example is done for you. You can illustrate the facts if you wish to.

1-99

100-999

1,000-9,999


10,000-99,999

1,00,000-9,99,999

10,00,000- 99,99,999

1,00,00,000-9,99,99,999 ----->

MERCURY IS ABOUT 5,79,37,000 KM AWAY FROM THE SUN.




More than 9,99,99,999

EVS

4. Let's make game information cards.

Research and collect information about any 3 local/Traditional games and 3 martial arts of India. Use light coloured A4 size pastel sheet. Divide into half. Use one-half to make one card.



On one side of the card, write the name and paste/draw picture of any 1 game/martial art of India.

On the other side of the card, write information about the game chosen. The information can include the history of game and state it belongs to and how it is played in short.

Keep in mind the creativity and neat presentation of information card.

Note: All activities to be done and kept at home.

**INCHARGE PRIMARY – MRS.ANUPAMA CHAND
P5 CO-ORDINATOR- MRS. DEVJA CHHABRA**