

CURRICULUM INPUTS OF NURSERY FOR THE MONTHS OF APRIL-MAY 2021

My Senses:


➤ Visual Sense -

- Recognises colours of different objects in his/her surroundings e.g. Green Board, Red Door, Blue Wall, etc.
- Recites rhymes on colours e.g. My Red Balloon..., Dip Dip Dip my blue ship...etc



➤ Auditory sense-

- Identifies and distinguishes between two familiar sounds in the environment and sounds of different objects- eg; sound of whistle, foot stamping, honk of a car etc.




➤ Sense of Touch -

- Feels the various objects in the feel bag and names them.
- Feels various textures by touching things in the surroundings like bark of a tree, dry leaves, cotton balls, wall, etc.



➤ Sense of Smell.

- Distinguishes between pleasant and unpleasant smell e.g. smell of flowers, garlic, perfume etc.



➤ **Sense of Taste** -


- Tastes different food items and distinguishes between salty, sweet, sour and bitter taste.



- Recites rhymes on five senses e.g five senses five senses we have them..., agal bagal mein hai do kaan...

➤ **Myself-**

- Identifies one's gender-boy/girl.
- Introduces oneself through King/Queen game.
- Expresses his/her likes and dislikes.
- Listens to stories and recites rhymes like head shoulders knees and toes...



➤ Alphabet:

- Recognizes capital and small letters and their phonetic sounds (A a).
- Traces letter in a sand/flour tray.



- Matches letter cards with corresponding picture cards.



- Names and draws 4-5 objects beginning with these letters.
- Differentiates between capital and small letters.

A a

- Draws pictures with given letters.
- Recites alphabet rhymes with actions.
E.g.- A is for Aeroplane flying in the sky, Zoom it goes waving us goodbye....
- Does activity of matching capital letter with small letter.



Summer Season:

- Talks about the summer season and ways to keep oneself cool.

- Identifies the different types of clothes we wear, fruits and vegetables available in the summer season. Also draws the same.



LIFE SKILLS TO BE PRACTISED TO MAKE YOUR CHILD INDEPENDENT

- Dressing up independently.
- Spreading the table napkin, eating neatly.
- Developing the habit of closing taps.
- Dusting the furniture in the house.
- Handling and keeping story books carefully.
- Putting toys away after use and winding up after an activity.
- Zipping up of school bag, opening and closing tiffin box and water bottle.
- Encourage use of golden words- please, thank you, sorry, may I help you.
- Watering plants.

- Wearing shoes and socks independently.
- Finishing all the food in the plate.
- Keeping shoes, note books, and clothes in the proper place

Activities across the themes

- Earth day celebration.
- Book week celebration.

Editorial Board

Mrs. Anupama Chand (Curriculum Coordinator)

Mrs. Shweta Parti (Pre-primary Incharge)

Mrs. Tripta Gulati (Nursery Curriculum Inputs)