

**CURRICULUM INPUTS FOR P3**  
**FOR THE MONTH OF JANUARY, FEBRUARY AND MARCH**  
**2019-20**  
**DEVELOPMENT INDICATORS**

**ENGLISH**

- Understands the use of prepositions (in, into, on, under, in front of, behind, next to, in between, below, above, over, against, across etc.).
- Observes the given pictures and uses prepositions appropriately.
- Learns to use conjunctions to join sentences.
- Enjoys reading lessons from multiple readers and does follow up comprehension based exercises.
- Builds stories with given outlines.
- Revisits all the topics done throughout the year.

**MATH**

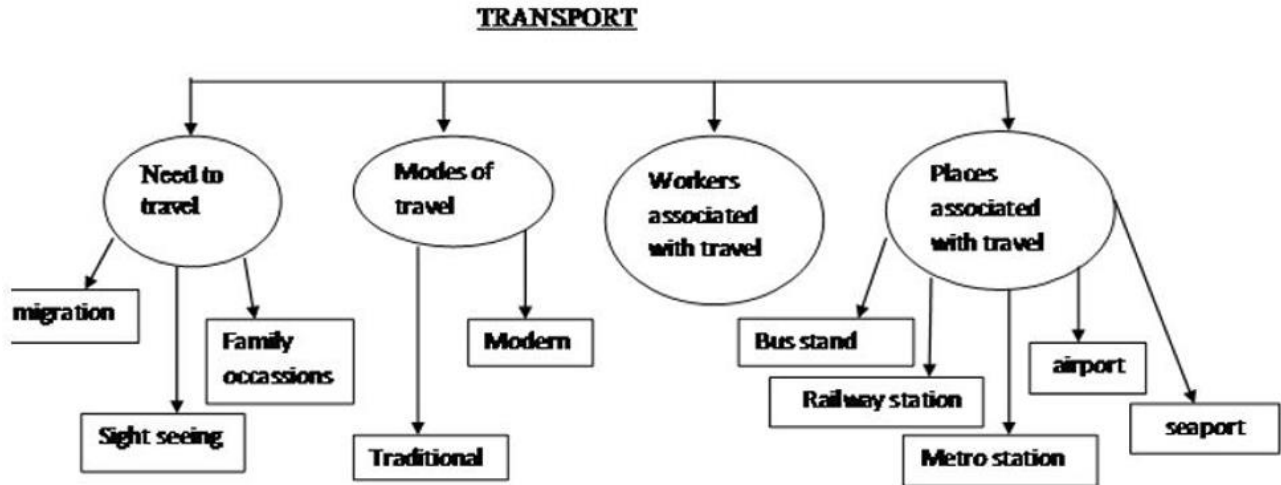
- Weighs objects using non- standard units of measurement.
- Understands measurement of length, weight and volume
- Understands data handling
- Draws conclusion from the given data.
- Revisits all the topics done throughout the year.

**HINDI**

- प्रश्नसूचक शब्दों से परिचित होना और उनसे प्रश्न बनाना |  
उदाहरण -  
यहाँ कौन आया था ?  
वह कहाँ से आया था ?
- विस्मयादि शब्दों का भाषा में प्रयोग |
- विभिन्न पाठ्य - पुस्तकों से पाठ पढ़ना, समझना व उनका अभ्यास करना |
- कहानी लिखने का अभ्यास करना |

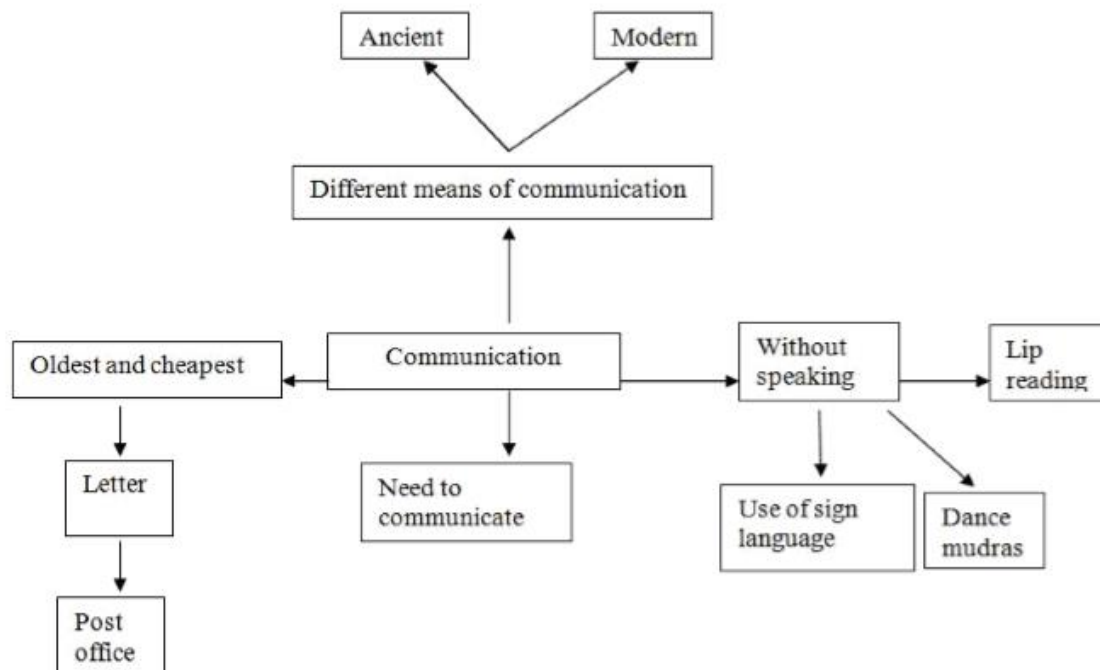
# E.V.S.

## TRANSPORT



- Identifies the different modes of transport.
- Understands the kinds of workers associated with railways.
- Compares the ancient and modern ways of travelling.

# COMMUNICATION




- Realizes the importance of communication.
- Understands the different means of communication.
- Identifies the people associated with the post office.
- Learns the use of sign language.
- Compares the ancient and modern means of communication

ACTIVITY CORNER

UNEDITED ORIGINAL WORK

TAKE THE  
FIVE FINGER CHALLENGE



RI DDHIMA KEWALYA P3-C

## ART

- Draws funny fingerprints...
- Draws funny clouds...and tries figuring out a formation.
- Creates their own imaginary transport.
- Spring season - joyful season....(draws and colours their expressions)

## SANSKRIT

- [kkus&ihus dh pht+ksa ds uke laLd`r esa
- षfjp; okD;

'yksd%& ekSf[kd vFkZ lfgr

tkrL; fg /kzqoks e`R;q% -----  
-----A




- Okkf"kZd ikB~;dze ds IHkh 'yksdksa dks nksqjk;k tk,xkA laLd`r laHkk"k.k ds okD;ksa dk Hkh vH;kl djok;k tk,xkA

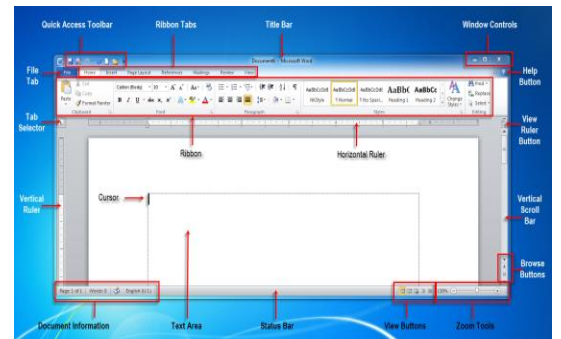
## CLAY

- Makes human figures, birds and animals using different shapes.
- Makes a village/town scene with the help of geometrical shapes.
- Creates something with the help of fruits, vegetables and flowers of his/her choice.

## COMPUTER




### Starting with Ms word

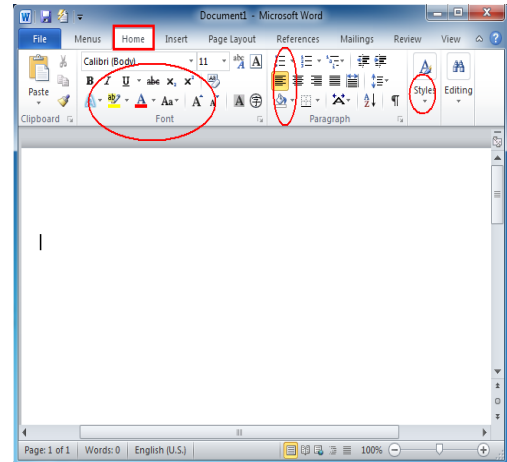
-  Parts of the word 2013 Window
-  Editing Text
-  Undo and repeat Commands



## Copying and Moving Text

### Formating text in Ms Word

-  Character Formating
-  Aligning Text
-  Applying borders



## GAMES

- Performance of neuromuscular co-ordination.  
Activities like: - jogging, running, hopping, leaping, rolling etc.
- Handle small equipment using various body parts. The elements of a healthy lifestyle rest, well-balanced nutrition, exercise etc.
- Travelling different ways of moving with small equipment.
  - Travelling-Hopping
  - Travelling- Dodging
  - Chasing-Dodging

## MUSIC

Songs to be done -

- When the sun shines on the mountain
- Aie mere pyaare watan
- Piya hazi ali

## **SUGGESTED ACTIVITIES**

### **1) PREPOSITION-ACTION DICE GAME**

Using cardboard/slam sheet make two cubes which will act as dice in this new preposition game. Write a preposition on each face of the first cube like in between, in front, under, etc.

Now, write an action on each face of the second cube like eat, sleep, study etc.

You can play it in pairs or with more members of the family. Roll both the dice together. Join the combination of the preposition and the action together and make a sentence using both of them. For example, "for + study" could result in "I have been studying English for two years." Try to form grammatically correct sentences.

### **2) CONJUNCTION STRIP ACTIVITY**

This game will be played in pairs. Each player will write a simple sentence. Cut some strips of paper and write random conjunctions on each of them like *and*, *but*, *so*, *or* etc.

Then the first player will pick out a strip and will have to use the conjunction with his/her sentence to extend it meaningfully.

Similarly, the second member will do so with his/her sentence as well after picking up another chit. The extended sentences should be meaningful.

### **3) CREATING OUR OWN NON STANDARD UNITS OF MEASUREMENT**

- Choose any object (all pins, pencils, sharpeners, erasers, paper clips etc.) as the non standard unit of measurement and try to measure different objects at your home.
- Construct a table after measuring the different objects with the non standard unit of measurement that you have created.

The table can be constructed as follows:

OBJECTS MEASURED	MEASUREMENT
table	4 paper clips
pencil	3 paper clips
scale	
cell phone	



#### 4) TRANSPORT BOOKLET

Discuss with your grandparents and parents about different means of transport. Compare the different means of transport and then prepare a booklet with pictures and information on means of transport used in olden days and now. Make the booklet colourful and attractive. Present it in your class and share the information with your classmates.

#### 5) प्रश्नसूचक शब्द

बच्चों को कहानी सुनाने के बाद उनसे कहानी से सम्बंधित कुछ प्रश्न पूछिए ।  
जैसे- क्या, कौन, क्यों, कैसे आदि ।

6) अपने बच्चों से वार्तालाप कीजिए, जिसमें आप कुछ विस्मयादिबोधक शब्दों का प्रयोग करे - जैसे वह, अरे!, छि! आदि ।

### **FOOD MELA**



*Food is not just fuel. Food is about family, Food is about community and we nourish all these things when we eat well!*

Keeping this in mind, a food mela was organized for the students of classes P3 on 19<sup>th</sup> December 2019. This food mela was for the children and for the children. The objectives of this event were manifold such as inculcating the basic eating etiquettes, creating awareness on healthy eating, encouraging the habit of sharing and motivating students to sit together and eat in harmony.

The event began with a short assembly wherein enriching programs that create awareness about healthy eating and basic eating habits were presented in the form of song, dance, dialogue and debate. The healthy food items brought by students from home were shared and distributed to each child.

All the students sat together and enjoyed having food with their friends. Each and every one relished this flavourful experience!



**Primary Coordinator - Ms. Anupama Chand**

**P3 Coordinator - Ms. Radhika Jawa**