

## Curriculum Inputs for the month Jan, Feb, Mar(2019-20)

### ENGLISH

#### **Conjunctions**

- Understands the need of conjunctions in sentences and uses different conjunctions words to join words, phrases and sentences.
- Knows that there are three different kinds of conjunctions- coordinating, subordinating, and correlative.
- Expresses the thoughts and feelings freely in a logical and grammatically correct manner.
- Recites poems with proper intonation and expressions.

#### **Interjections**

- Understands that interjection is a word which expresses some sudden feeling(eg. oh, hush, hello etc)
- Gets familiar with different interjections or exclamations used in different parts of speech.
- Uses interjections to express emotions.

#### **March**

- **Revision**

### **HINDI**

- पर्यायवाची शब्द
- अनौपचारिक पत्र - लेखन|
- श्रुतिसम भिन्नार्थक शब्दों का ज्ञान |
- अनेक शब्दों के लिए एक शब्द लिखना ।
- विभिन्न पाठ्य - पुस्तकों से पढ़ना ।
- नियमित रूप से श्रुतलेख करना ।
- कक्षा में करवाए गए समस्त कार्य की पुनरावृत्ति।

### MATH

#### **TIME**

- Calculates the time duration of different events.

- Understands the concept of Calendar, leap year and calculation of days

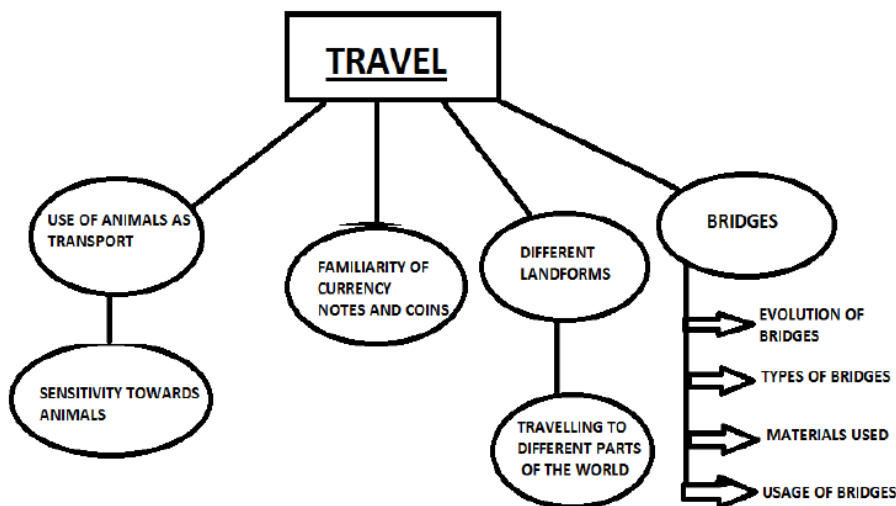
## BASIC GEOMETICAL CONCEPTS

- Learns the concept of point, line, line segment and ray.
- Identifies different types of angles
- Learns about the parts of a circle and relationship between diameter and radius of a circle.
- Understands the properties of triangle, square, rectangle and circle
- Recapitulates all the concepts

## EVS

### TRAVEL

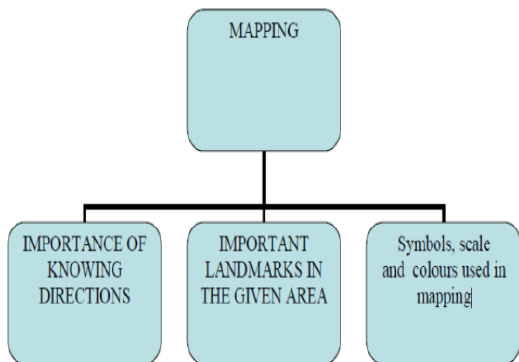
- Discusses the use of animals as transport.
- Familiarizes with Indian currency: notes and coins
- Learns about various landforms
- Understands the evolution, types and material being used for constructing bridges.



### MAPPING

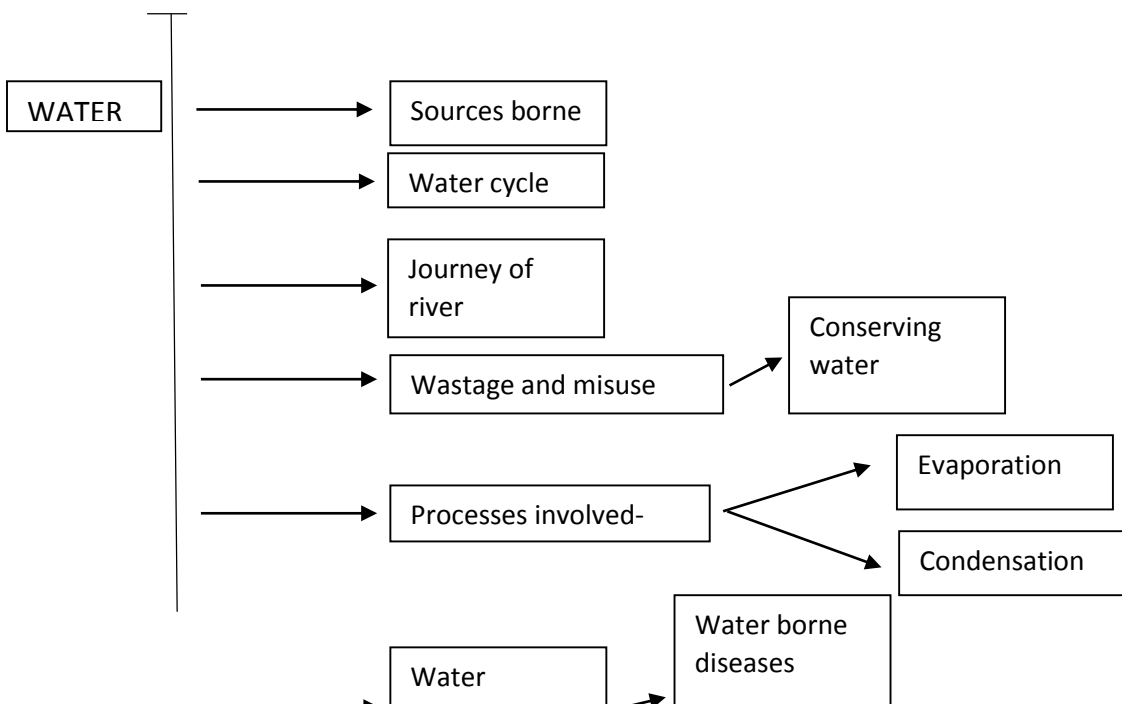
- Understands the concept of directions
- Identifies various symbols and landmarks while mapping
- Learns the importance of colour and scale on map

- Interprets and reads the map



## WATER

- Recalls different sources of water.
- Understands the different processes involved in the water cycle.
- Understands the processes- evaporation and condensation, through experiments.
- Learns about the journey of river from source to our houses.
- Identifies different reasons for water pollution.
- Identifies reasons of wastage and misuse of water.
- Develops awareness of different kinds of water borne diseases.
- Learns about different water purification methods.
- Learns about various ways to conserve water.



## **Art**

1. Nature Study outdoor exercise....Observe nature from closer to learn about the nature element.
2. Create any form with the help of dots( decorative and colorful).
3. Memory drawing...Railway Station, park, playground...etc....Memory drawing and enhance their imagination, creativity and memory.

## **Craft**

- Lotus Making for Republic day
- Flying bird and 3d birds Drawing Activity
- Spoon Art making with Plastic spoon
- Table Mat Design making with paper (Folk Art)
- Wood painting making with wooden spoon
- Border design making with 3d Flower
- Flower pot decoration
- Quilling Art making with paper strips
- Packaging Design 3d

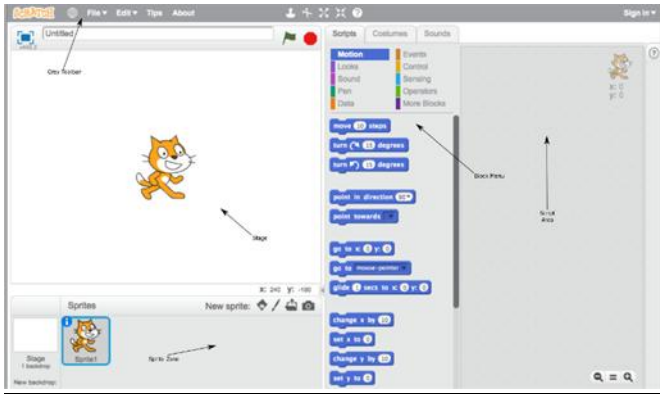
## **CLAY**

- Composition-winter chill - making human beings, birds and animals as we see them in winter (keeping shapes in mind).
- Miniature village - making a village scene / experience which you like a lot.
- Miniature town - making a design of your town and how do you want it to be like (keeping shapes in mind).
- Composition - making / creating something with the help of any fruit, vegetable and flower of your choice.

- Composition - waste material - how to work with waste material
- Composition - draping method pottery -how to make a pot, container and a vase with the help of draping method.

## Computer

### Introduction to Scratch



- Starting with scratch
- Working with Backdrops and sprite

### More on Scratch

- Moving of objects
- Rotation On objects

#### **Music**

- When the sun shines on the mountain
- Aie mere pyare watan
- Piya hazi ali

#### **Sports**

1. **Coordination motor ability with partners and objects. Free play (informal games and sports)**
2. **Exercise- general warm up exercise (Toe to head and head to toe)**
3. **Demonstrate and apply safety when exercising.**

FEB

1. Jumping and landing. (Jumping to catch, jumping to throw)
2. Travelling with partner. (Matching pathways)
3. Travelling with partner. (Changing speed and direction)

संस्कृत

जनवरी

- नपुंसकलिंग द्विवचन के शब्दों का ज्ञान करवाना तथा उसमें द्विवचन की क्रिया लगाकर वाक्य बनाना सिखाना जाएगा।
- कार्ययोजना—8 नपुंसकलिंग द्विवचन के शब्दों व वाक्यों के आधार पर करवाना।
- श्लोक— अभिवादनशीलस्य नित्यं वृद्धोपसेविनः।  
चत्वारि तस्य वर्धन्ते आयुर्विद्या यशोबलं ॥

अर्थात्- बड़ों का अभिवादन करने वाले मनुष्य की और नित्य वृद्धों की सेवा करने वाले मनुष्य की आयु , विद्या , यश और बल - ये चार चीजें बढ़ती हैं ।

फरवरी

- नपुंसकलिंग बहुवचन के शब्दों का ज्ञान करवाना तथा उसमें बहुवचन की क्रिया लगाकर वाक्य बनाना सिखाना।
- कार्ययोजना—9 नपुंसकलिंग बहुवचन के शब्दों व वाक्यों के आधार पर करवाना।
- श्लोक— शैले शैले न माणिक्यं , मौक्तिम् न गजे गजे।  
साधवो नहि सर्वत्र , चंदन न वने वने ॥

अर्थात्- प्रत्येक पर्वत पर अनमोल रत्न नहीं होते , प्रत्येक हाथी के मस्तक में मोती नहीं होता ।

सज्जन लोग सब जगह नहीं होते और प्रत्येक वन में चंदन नहीं पाया जाता ।

## मार्च

➤ वार्षिक पाठ्यक्रम के सभी श्लोकों का बार बार शुद्ध उच्चारण सहित अभ्यास करवाना।  
क्रिया कलाप योग्यताएँ

1. सामूहिक रूप से शुद्ध उच्चारण
2. कंठस्थीकरण
3. कक्षा में वाचन
4. चित्रानुसार वाक्य-रचना


1. शुद्ध उच्चारण की क्षमता
2. स्मरण शक्ति का विकास
3. प्रस्तुतीकरण की क्षमता
4. अधिगृण की क्षमता
5. अभिव्यक्ति की क्षमता
6. वर्तनी में सुधार
7. आत्मविश्वास

## Activities

1. Children will explore a list of comic book interjections such as "bam," "pow" and "wow." They will further frame sentences on the interjections they have found.


## 2. MAKING FIGURES

Children will make join the matchsticks with the rubber- valve tube (available from the cycle repair shops) and make shapes like triangle, square etc.



### 3.PAPER FOLDING ACTIVITY

The children will use origami paper and fold the paper into anything of their choice like boat, aeroplane, frog, cap etc. Then, they will open the paper making sure that they get the folding lines clearly. Later, they will mark the angles formed by these lines and write its type.



4. There are a number of easy practical measures a person can take to ensure that they are not wasting water in and around home. List few such steps that can be taken to avoid wastage of water on a slam sheet and bring it to school.

5. Make 2 flash cards and write about 2 water borne diseases along with their symptoms on it.

- किसी पाठ्य- पुस्तक से अपनी पसंदीदा कविता ढूँढकर लिखिए। इस कविता में आए उन सभी शब्दों को रंगीन पेंसिल से रेखांकित कीजिए जिनके पर्यायवाची शब्द आप लिख सकते हैं। अब इसी कविता में पर्यायवाची शब्द बदलकर कविता को दोबारा लिखकर कक्षा में लाएँ।
- अपनी माताजी के साथ जाकर डाकघर से पोस्ट कार्ड अथवा अंतर्देशीय-पत्र खरीदकर लाएँ | फिर उनकी सहायता से अपने पिताजी को नव वर्ष के उपलक्ष पर मुबारक देते हुए पत्र लिखें। इस पर अपने पिताजी का नाम और घर का पता लिखें। अब इसे पत्र -पेटी में डाल दें | इस बात को गुप्त रखें और जब नव -वर्ष पर उन्हें आपका पत्र मिलेगा तो यह उनके लिए किसी उपहार से कम नहीं होगा। कक्षा में आकर चर्चा करें कि पत्र पढ़ने के बाद पिताजी ने कैसा महसूस किया।