

P4 Curriculum Inputs
for the month of October-November-December 2019

ENGLISH

- Recalls the definition of preposition from previous knowledge.
- Learns the three different types of preposition: Preposition of time, preposition of movement/direction and preposition of place.
- Identifies and learns preposition through **Folktales: The Princess Mouse**
- Uses preposition to write complete sentences.
- Uses three different types of conjunctions- **Coordinating Conjunctions**: and, but, or, so, however, just, for, nor, yet.
Correlative Conjunctions: both/and, either/or, neither/nor, whether/or, not only/but also.
Subordinating Conjunctions: before, after, though, although, as though, even though, as if, as long as, as soon as, because, since, so that, in order that, till, until, if, unless, than, rather than, once, when, whenever, where, wherever, while.
- Identifies and uses coordinating conjunctions to build a story

Hindi

- ❖ क्रिया शब्दों का ज्ञान
- ❖ क्रिया शब्दों का भाषा में महत्त्व बताना
- ❖ काल के तीन भेद का ज्ञान
 - 1) वर्तमान काल
 - 2) भूतकाल
 - 3) भविष्यत् काल
- ❖ विलोम शब्दों का ज्ञान
- ❖ अनुच्छेद लेखन
- ❖ चित्र वर्णन
- ❖ अपठित गद्यांश
- ❖ विभिन्न पाठ्य पुस्तकों से कहानी एवं कविता पढ़ना और उनमें प्रयुक्त नवीन शब्दों का ज्ञान, वाक्य-रचना, व्याकरणिक अभ्यास, प्रश्नोत्तर, अन्य क्रियाकलाप, श्रुतलेख और गद्यांश श्रुतलेख।

Math

Perimeter and Area

- Understands the concept of Perimeter
- Practices the concept of Perimeter of Regular and Irregular figure
- Applies the formula of Perimeter of Square and Rectangle
- Understands the concept of Area by counting number of squares
- Practices the concept of Area of Regular and Irregular figure (without formula, by counting number of squares)

Measurement

- Learns about the Units of Measurement
- Estimates the Lengths and Distance using non-standard units of Length
- Converts higher units to lower unit of length
- Adds and Subtracts the units of measurements
- Solving word problems related to measurement

DATA HANDLING

- Introduction of frequency table and pictograph
- Interpretation of frequency table and pictograph
- Application and Implication of Data Handling in real life situations

TIME

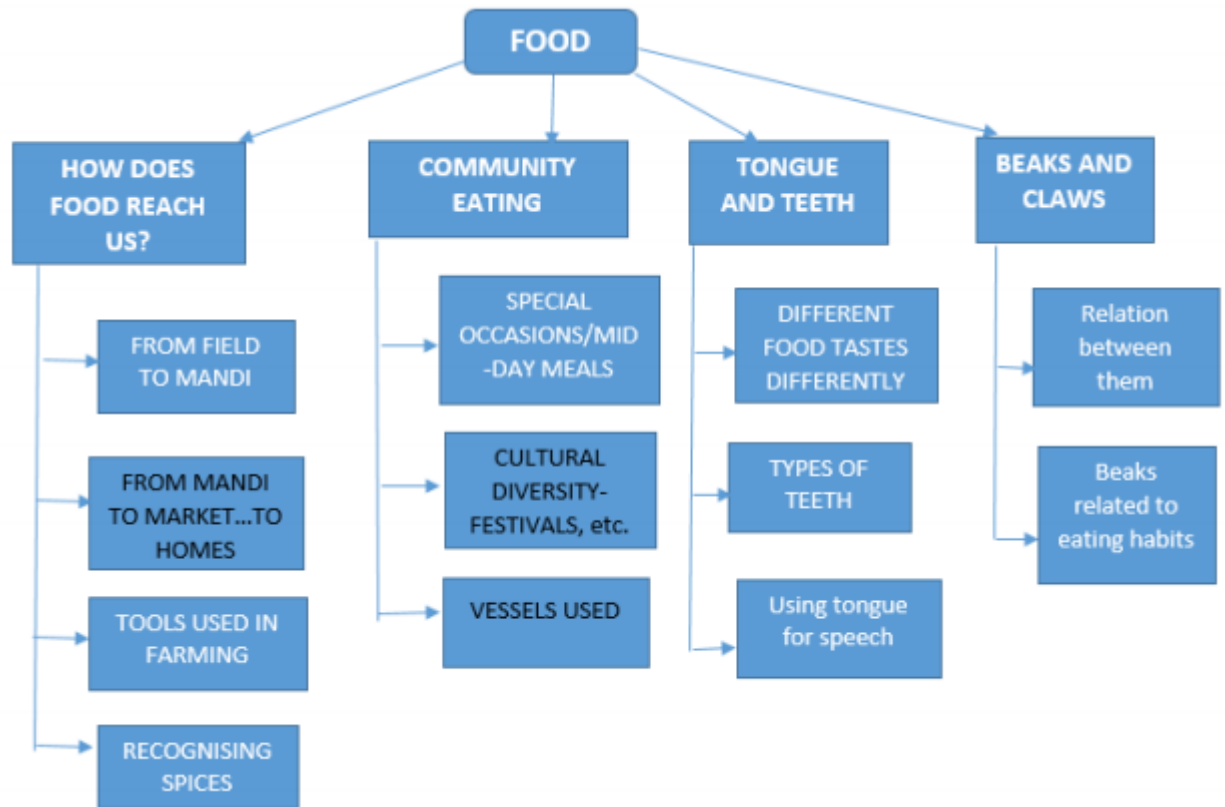
- Reads clock and expresses the time using a.m., p.m.
- Conversion of 12-hour clock to 24-hour clock and vice-versa
- Understands the conversion of days in hours, minutes and seconds

EVS

THEME: FOOD

- Recalls different food groups.
- Understands the journey of grain from the field to the plate.
- Appreciates the need of community eating.
- Recognises the use of tongue and teeth in speech and taste.

- Classifies the different kind of teeth in humans & animals and their functions.
- Learns about how to take care of teeth and oral cavity.
- Understands the relation between beaks & claws and eating habits of birds.



THEME: SHELTER

- Learns about different types of houses changed over time- rural and urban houses; multistoried buildings and slums
- Recognises factors that affect construction of houses.
- Discusses the diversity in animal habitats, nesting habits and materials used by birds to build their nests.
- Understands types of waste collected in our houses.
- Recognises and follows the 3R's in our life.

संस्कृत

अक्तूबर :-

- स्त्रीलिंग द्विवचन के शब्दों का ज्ञान करवाते हुए उसमें द्विवचन की क्रिया लगाकर वाक्य बनाना सिखाया जाएगा।
- कार्ययोजना-५ स्त्रीलिंग द्विवचन के शब्दों व वाक्यों के आधार पर करवाई जाएगी।
- श्लोक- सुखार्थिनः कुतो विद्या.....।

नवम्बर:-

- स्त्रीलिंग बहुवचन के शब्दों का ज्ञान करवाते हुए उसमें बहुवचन की क्रिया लगाकर वाक्य बनाना सिखाया जाएगा।
- कार्ययोजना-६ स्त्रीलिंग बहुवचन के शब्दों व वाक्यों के आधार पर करवाई जाएगी।
- श्लोक - आलस्यं हि मनुष्याणां

दिसम्बर :-

- नपुंसकलिंग एकवचन के शब्दों का ज्ञान करवाते हुए उसमें एकवचन की क्रिया लगाकर वाक्य बनाना सिखाया जाएगा।
- कार्ययोजना-७ नपुंसकलिंग एकवचन के शब्दों व वाक्यों के आधार पर करवाई जाएगी।
- श्लोक- माता शत्रुः पिता वैरी

Computer

October

- Formatting in MS WORD
- Page Formatting
- Column Formatting
- Paragraph Formatting
- Printing a Document

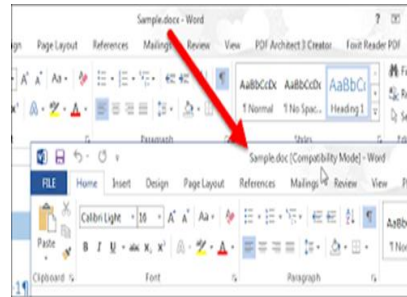
November

- Features of Word 2013
- Spelling and grammar
- Thesaurus
- Change case
- Find and Replace
- Bullets and Numbering
- Symbols

October

Creating Table in MS word

- Creating Table in a Table



- Modifying a Table
- Formatting a Table
- Inserting images in tables.

Craft

- Pencil holder with 3 gandhiji's 3 monkeys
- Gandhi Jayanti
- Folders making with handmade sheets
- 3d flower making for wall decoration
- Children's day activity
- Card making with waste newspaper
- Christmas tree
- Snowflakes making with paper
- Flowers, Santa Claus, snow man.

ART

- Learn, draw and color folk art: It is an expression of the Traditional cultures..
- Draw geometrical Rangoli using various geometrical shapes or with the help of stencil make it attractive with various colors....
- Drawing composition of celebrating happiness with bright colours....
- Draw and colour symmetrical object with the help of centerline...
- Draw desert or beach composition with needful elements n colours...
- Poster making on Peace and Non-violence....convey our thoughts and messages through drawing and bright colours...

New year and Christmas related work activities and card making....

CLAY

- Composition - Make any character of your choice either from Ramlila or Durga Puja.
- Human body - Make a human body to keep in mind divisions as explained earlier.
- 3 D head - Make a human head to keep in mind divisions as explained earlier

- Mask - Make a head / mask with volume to keep in mind divisions as explained earlier.
- Geometrical Design - Make a design with the help of geometrical shapes with slice method.
- Design solid shapes - Make a design with the help of any five to seven shapes of your choice
- Object design - Make a design with the help of any 3 to 5 objects of your choice
- Composition - Make / create something with the help of geometrical shapes
- Relief - Make a slab of your choice and create something on top of that as explained earlier
- Composition object - Make any object of your choice and create something on top of that
- Transport - Make any vehicle of your choice to keep in mind shapes and modulate.
- Composition- Make anything of your choice.

SPORTS

- Identify and recognize the benefits of a healthy lifestyle
- Demonstrate and apply safety when exercising.
- Transferring weight to catch the ball
 - **Speed and power-** sprinting, running in variation
 - Vertical jump standing, broad jump, running long jump
 - Coordination motor ability with partners and objects
 - Free play (informal games and sports)
 - Exercise- general warm up exercise
 - Toe to head and head to toe

MUSIC

Children will be taught following songs.

- There shall be shower of blessings
- Aashayain (kuchh pane ki ho aas aas)
- When the sun shines on the mountain

Activities

1. Preposition Drawing Activity: A House

Aboard, about, above, across, Against, along, around, amid, among, during, down, behind, below, beneath, beside, between, before, beyond, by, in, off, on, over, until, within, into, inside

Directions: Draw a picture on your paper following the directions below. You can use the preposition from the above list. Underline preposition in each sentence.

1. Draw a house with a tree in the yard.
2. Draw a sunshine in the top right corner of the paper.
3. After drawing the sunshine, draw a chimney on the roof.
4. Draw two windows near the middle of the house.
5. Across the house, draw a fence.
6. Between the house and tree draw a car.
7. Inside the car draw one man sitting on the seat.
8. Above the house, draw clouds.
9. Among the clouds, draw three birds in a line.
10. Near the bottom of your paper write your name.

Write a paragraph describing your picture to a friend. Circle the prepositions that you use in your description.

Note: You will not direct them to draw a picture but describe what you see.

2. Calendar Events Preposition

Children will ask question related to various calendar events, including their personal events. They can use as many prepositions of time as possible.

For eg. "What did you do on January 20?"

What are your plans for the weekend?"

3. लूडो का खेल

लूडो का खेल खेलना सभी को पसंद होता है। यह खेल परिवार के सदस्यों के साथ या दोस्तों के साथ खेला जा सकता है। सभी सदस्य एक साथ मिलकर खेलें तो उसका आनंद दुगुना बढ़ जाता है। इस लूडो के खेल में एक साथ चार सदस्य खेल

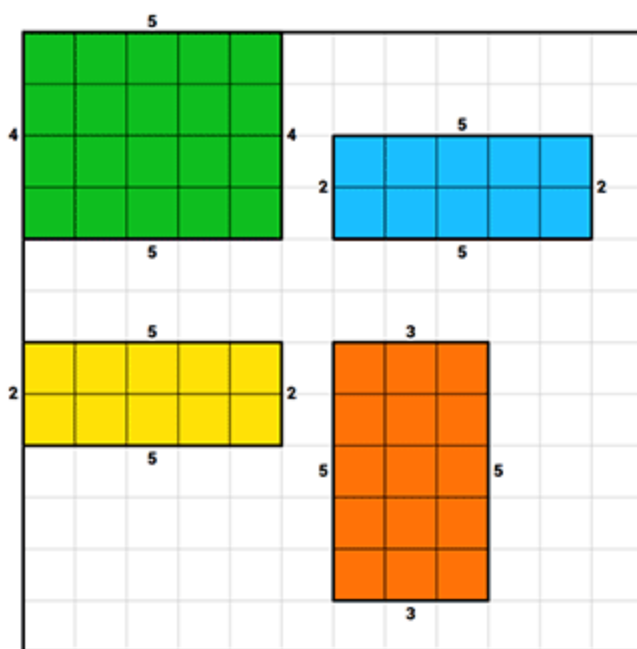
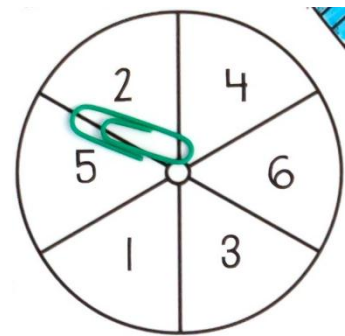
सकते हैं। प्रत्येक खाने (बॉक्स) में क्रिया शब्द लिखे होंगे। जिस सदस्य की बारी होगी, वह उस शब्द से वाक्य-रचना करेगा। वाक्य-रचना तब तक चलेगी जब तक कि समूह का आखिरी सदस्य हार न जाए। इस खेल के द्वारा बच्चे वाक्य-रचना करना सीखेंगे। इस खेल की चर्चा कक्षा में की जाएगी।

कहानी लेखन

कहानी सुनना एवं सुनाना सभी को अच्छा लगता है। क्रिया एवं काल के भेदों के ज्ञान एवं बोध के आधार पर एक स्वरचित कहानी लिखिए। इस कहानी को रोचक बनाने के लिए आप संज्ञा, सर्वनाम, विशेषण शब्दों एवं मुहावरों का भी प्रयोग कर सकते हैं। इस कहानी के लेखक आप हैं, तो आप अपनी कहानी को एक शीर्षक भी दे सकते हैं।

4. Roll the perimeter

Use a paperclip and a pencil to make a spinner. Spin the spinner twice. Draw a rectangle with the length and width of the numbers spun. Find the perimeter of the rectangle. Repeat the activity with many numbers to make more rectangles.



5. Perimeter game

Play this game with your child. Child will need a dice and some square tiles. He/she will roll the dice and take that many tiles. Then,

arrange the tiles to make a polygon. Find the perimeter. Do not remove the shape because you will be adding on to the figure. Continue rolling. After each new roll, add the tiles to your current shape and find the new perimeter. If you roll a number that will take you above 24, you may move the number of tiles in your shape. The first person with a perimeter of exactly 24 wins.

6.AD MAD!

Sohini loves to watch cartoons on television. One day she thought of counting the number of ads during the breaks. She found that in each break there were 14 advertisements. In 10 of those ads there were children as actors.

Why do you think that children are used in so many ads?

Use tally marks to count the number of ads during a short break in a programme?

Also try,

Count the number of advertisements during each break. Use tally marks. Put a dot below the tally mark when you find children in any advertisement.

7. Interview the vegetable/fruit vendor

Visit the nearby market. Make a list of variety of vegetable /fruit sold there. Now, interview one of the vendors to know about his daily routine. You may ask following questions:

- a. From where did you get these items?
- b. What time did you start your day?
- c. For how many hours daily, do you work?
- d. Who all from his family help him in the work of selling vegetables/fruits?
- e. What do you do with the unsold vegetables/fruits?

You may think of more question to interview him.

You may also gain experience of how he works by asking him to help in selling the vegetable/fruit to the other customers.

Later, share your experience in the class.

8. Oral hygiene booklet

Visit a dentist and observe the clinic carefully.

Create a booklet on "oral hygiene" using colourful pictures and important information which includes- importance of healthy teeth,

what you should do to have healthy teeth, interview with dentist, instruments you saw during your visit, advice given by the dentist after inspecting your oral cavity. Also attach the dentist's prescription.

9.Let's make compost at home.

What You Need:

Vegetable kitchen scraps, large pail with lid, Shovel, Leaves or cut grass

What You Do:

Save your vegetable scraps, such as banana peels, potato skins, and rotting tomatoes, in a pail. Don't save meat, bones, fat, cheese, milk, or any other animal products. Don't save plastics, glass, or paper either—these are recycled in other ways.

Help your child choose an appropriate place to age the vegetable material in your yard or in a public gardening space. Look for a shady, sheltered area of dirt.

When the pail is about half full, take it out to your selected compost area.

Spread out a shallow layer of kitchen waste, then top with leaves or grass.

Build up your compost pile by adding a new layer of waste each time your pail of vegetable scraps is half full. Be sure to always top the pile with leaves or grass.

Sprinkle the compost lightly with water every few days. Don't soak the pile, just dampen it.

**PRIMARY COORDINATOR-MS.ANUPAMA CHAND
P4 COORDINATOR- MS.RITU DHINGRA**