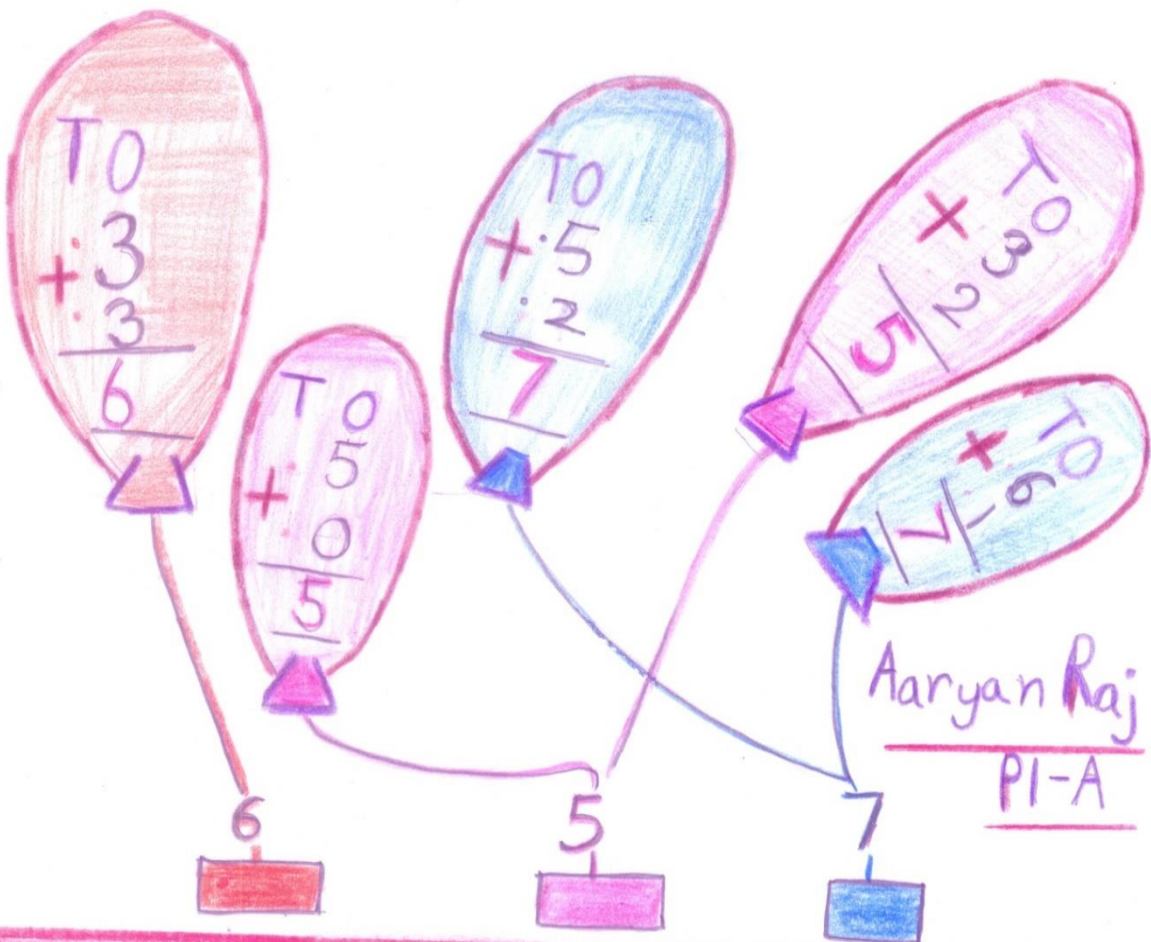


Colour to match

If your answer is 6 colour 

If your answer is 5 colour 

If your answer is 7 colour 



GRANDPARENTS FORUM REPORT

CLASS P1

"Grandparents are a delightful blend of laughter, caring deeds, wonderful stories and love"

A Grandparent Forum was organized for the students of class P1 on 3rd October 2019. Mr Ashwani Kumar Sharma and Mrs Saroj Kumar Sharma, the grandparents of Madhav of class P1 - B were our guest.

The grandparents introduced themselves and then narrated a lovely story titled "The Lion and the Mouse". After listening to the interesting story they helped the students reach the conclusion that act of kindness is never wasted and one should always try to help anyone. The interactive session saw the children ask interesting questions to our guests which they answered patiently.

It was indeed an enriching session for our children. Our heartfelt thanks to our grandparents who were kind to honour us with their presence where students got to learn something new from them.



Feedback

- Felt very nice that all children, though in small class, were very disciplined and cheerful.
- Children spoke in a mild voice and made us very proud.
- Teachers were very very cooperative.
- School looked very nice.

Ashwani,
Mrs Saroj Sharma
(Ashwani Kumar Sharma)
(Madhav's grandparents)
03/10/2019

P1 CURRICULUM INPUTS (OCTOBER-NOVEMBER-DECEMBER 2019)

ENGLISH

OCTOBER

- 1) Recognizes, reads, writes and understands words with 'th' sound. E.g thick, birth.
- 2) Improves vocabulary by reading and writing words with 'll' sound in context of incident description or stories. e. g. A bell was ringing and suddenly, I heard a deer's call.
- 3) Does related exercises like-Reading paragraphs and differentiating sounds, fill in the blanks, name the picture, jumbled words, make sentences, etc.
- 4) Rearranges the words to form meaningful sentences with correct structure. E.g. playing park in is the Rahul. --→ Rahul is playing in the park.

NOVEMBER

- 1) Recites and sings poems, songs and rhymes and enacts plays/skits.
- 2) Enjoys reading through story books and multiple readers.
- 3) Understands the use of 'in', 'on', 'under' through activities.
- 4) Does related activities .e.g. classifying picture cards under given sentences, making and writing simple sentences using 'in', 'on' and 'under', identifying the use of these concepts in story books etc.

DECEMBER

- 1) Expands his\her vocabulary by reading and writing sentences with words of 'ow' sound.
- 2) Reads and writes names of some colours. e.g. green, red and uses them while writing.
- 3) Understands the use of 'ing' as action words and others. e.g. singing, king.

HINDI

अक्टूबर

- ' उ ' की मात्रा के शब्दों को अपने वातावरण में पहचानना | जैसे - गुलाब, खुल
- 'उ' मात्रा वाले शब्दों और वाक्यों को पढ़ना |
- 'उ' मात्रा के शब्दों वाली कहानियाँ और कविताएँ पढ़ना व समझना |
- 'उ' मात्रा वाले शब्दों से वाक्य बनाना |

नवम्बर

- ' ऊ ' की मात्रा के शब्दों को अपने वातावरण में पहचानना | जैसे - खून, छूना, चाकू
- 'ऊ' मात्रा वाले शब्दों और वाक्यों को पढ़ना |
- 'ऊ'मात्रा के शब्दों वाली कहानियाँ और कविताएँ पढ़ना व समझना |
- 'ऊ'मात्रा वाले शब्दों से वाक्य बनाना |जैसे -राजू पूरी खा |

- स्वर ' ए ' व ' ऐ ' के शब्दों को पढ़ना व लिखना | जैसे - एक, ऐनक
दिसम्बर

- ' ए ' की मात्रा के शब्दों को अपने वातावरण में पहचानना | जैसे - सेब, चेहरा
- 'ए' मात्रा वाले शब्दों और वाक्यों को पढ़ना |
- 'ए' मात्रा के शब्दों वाली कहानियाँ और कविताएँ पढ़ना व समझना |
- 'ए' मात्रा वाले शब्दों से वाक्य बनाना | जैसे - कमलेश मेले में गया |
- ' ऐ ' की मात्रा के शब्दों को अपने वातावरण में पहचानना | जैसे - बैल , पैसा
- 'ऐ' मात्रा वाले शब्दों और वाक्यों को पढ़ना |
- 'ऐ' मात्रा के शब्दों वाली कहानियाँ और कविताएँ पढ़ना व समझना |
- 'ऐ' मात्रा वाले शब्दों से वाक्य बनाना | जैसे - जैसी करनी, वैसी भरनी |

MATH

OCTOBER

- Writes the numerals (0-99) and understands their relative numberness.
- Applies the concept of before number, after number, in-between number to the numbers 0-99.
- Learns the number names of 20, 30, 40, etc.
- Learns to write the number names from 1-99.
- Recognizes and writes numerals from 1-99 under their correct place value of tens and ones.
- Practices the concept of place value using a variety of objects and pictures. E.g. 50 = 5 tens and 0 ones.
- Understands the concept of addition through word problems and stories.
- Identifies and grasps the various forms of addition. E.g. Forward counting, uniting, more than, adding on, etc. □ Does all operations for numbers 1 to 99 including addition and subtraction.

NOVEMBER

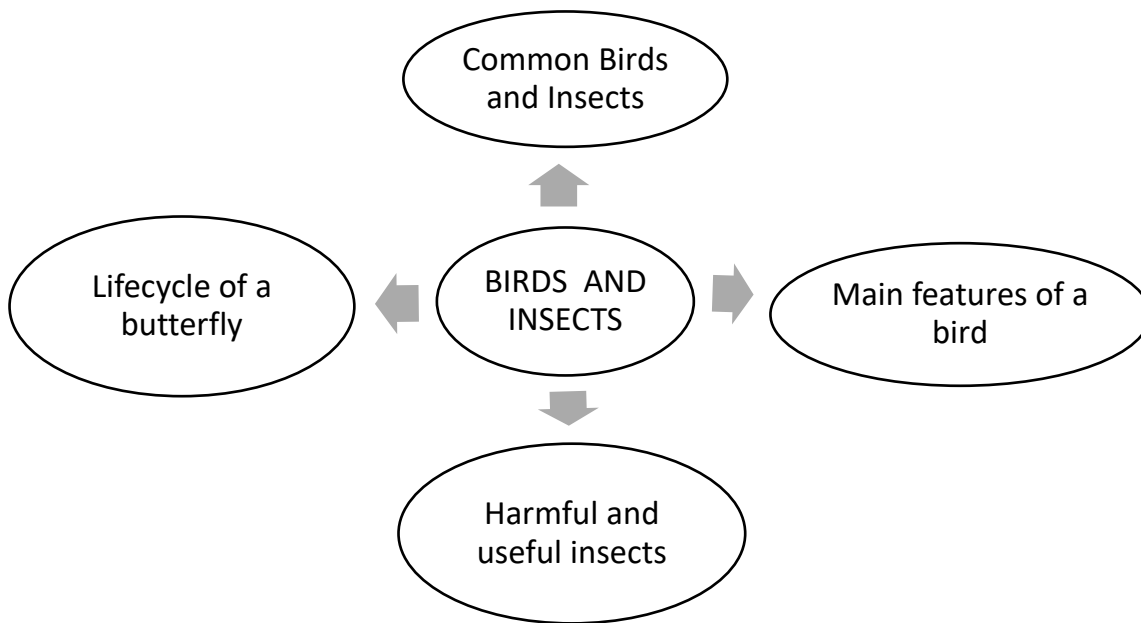
- Learns to add 0 to any number.
- Learns to add numbers on the number line.
- Understands the concept of Addition facts of numbers till 10.
- Understands the concept of addition through word problems and stories.
- Addition of two digits and single digit number with and without picture clue, (without carry over).
- Identifies the missing addend.

DECEMBER

- Revisits the number-names from 0 to 99.
- Understands the concept of subtraction through word problems and stories.
- Identifies the different forms of subtraction. E.g. backward counting, taking away, etc.
- Subtracts numbers on the number line.
- Subtracts 0 from any number.
- Gains conceptual and procedural knowledge of subtracting two digits and single digit numbers without borrowing, with and without picture clue.

E.V.S.

OCTOBER



Theme : BIRDS

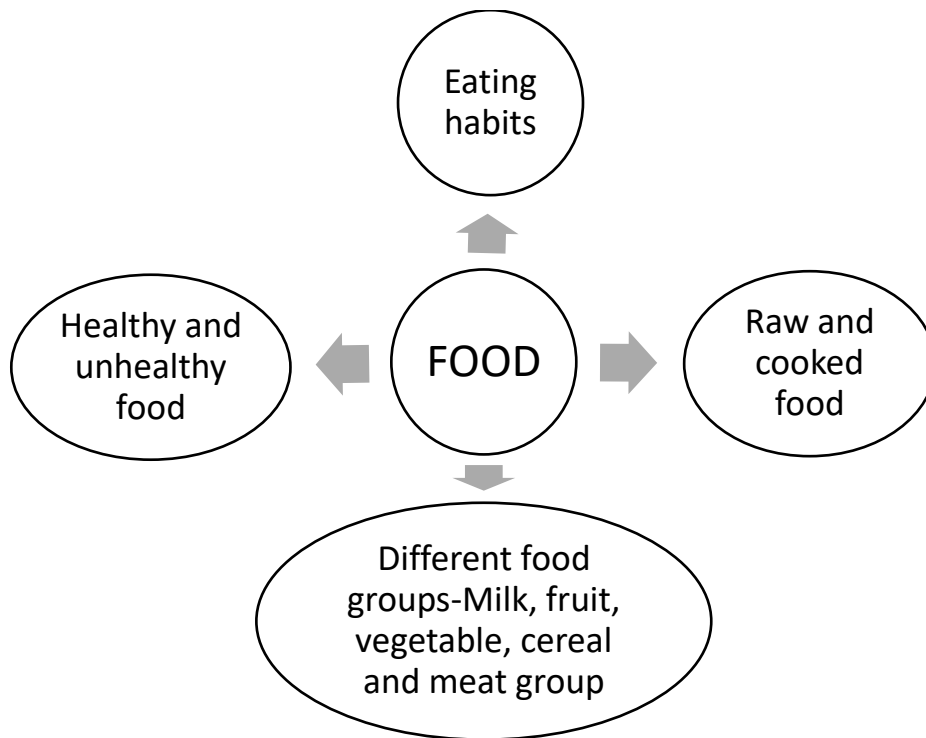
- Learns the names of some common birds.
- Identifies and talks about the main features of a bird, eg. wings, no teeth, two legs, etc.
- Collects and share information about the different types of feathers.
- Listens to stories on birds and relates them to the theme.

Theme: INSECTS

- Identifies and observes common insects like mosquito, housefly, cockroach etc.
- Knows about harmful and useful insects.
- Talks about the life cycle of a butterfly through stories.
- Listens to stories on insects and relates them to the theme.

NOVEMBER

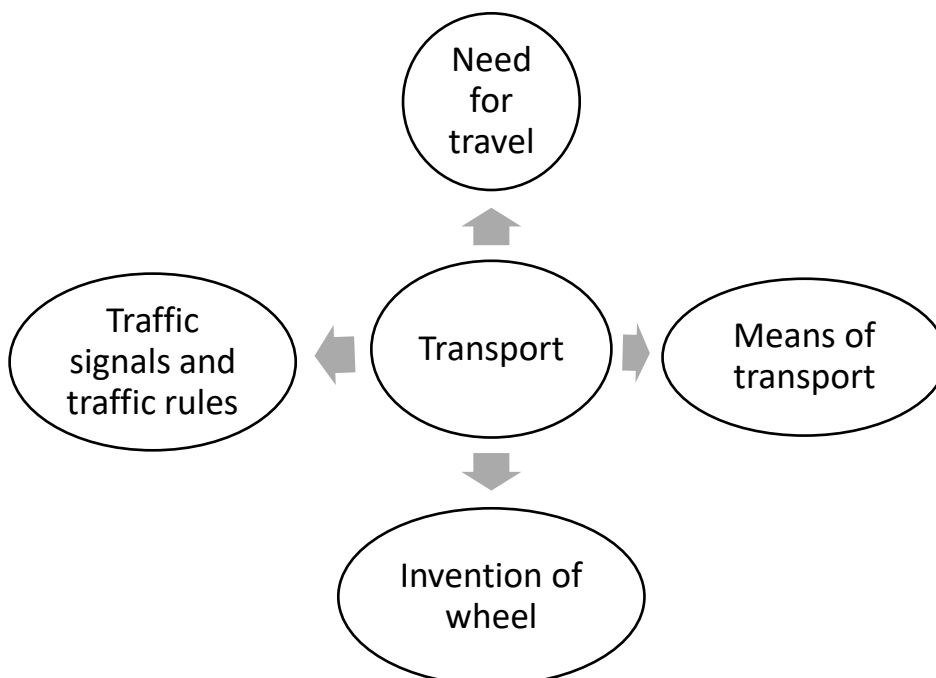
Theme : FOOD



- Understands the importance of eating healthy and to avoid unhealthy food.
- Classifies different food items into different groups-Milk, fruit, vegetable, cereal and meat group
- Develops a basic idea about various plants used as food; food from animals.
- Learns about food that is cooked and that is eaten raw.
- Learns and talks about good eating habits and practices them in daily life.
- Talks about food that is eaten in their family and any different eating practices followed in their family and perform role play on the same.

DECEMBER

Theme: TRANSPORT- GOING PLACES



- Understands the need for travel through discussion.
- Classifies different means of transport as land transport, air transport and water transport.
- Understands the importance of various means of transport in our daily lives.
- Collects pictures of different traffic signals and learns about the various traffic rules.
- Learns about the modes of transport used in the past and the invention of the wheel through a story.

Theme: WINTER SEASON

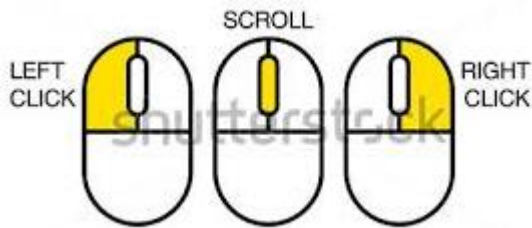
- Observes and understands the differences in lifestyles during winter and summer. E.g. use of heaters, geysers, and wearing warm clothes.
- Enjoys eating winter vegetables and fruits and compares them with other seasonal vegetables and fruits.

Computer

October

WORKING WITH MOUSE

- ✚ Right click
- ✚ Mouse Scroller
- ✚ Mouse action

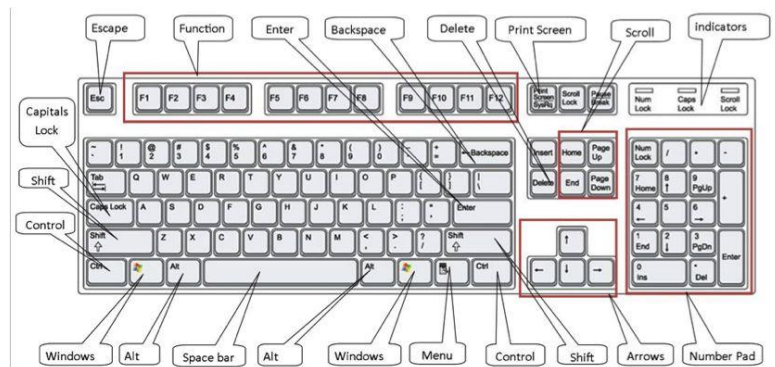


Practical: Students will learn how to make the use of right click.

November

DRAWING TOOL

- ✚ Selection tool
- ✚ Brush tool
- ✚ Eraser Tool



December

Know your Keyboard

- Keys on the keyboard
- Alphabets keys
- Number Keys
- Spacebar Key Enter Keys
- Delete Key



CRAFT

October

- Monkeys craft with paper
- Rangoli making
- Greeting card for diwali

November

- Children's day activity
- Card making
- Flower, birds, animal's origami

December

- Christmas tree Card making
- Snowflakes making with paper
- Flowers , Santa Claus , snow man

CLAY

October

- Explain/ demonstrate - state children how to make a slab and create something on top of it.
- Composition- Impression - Explain children to make a slab and put some sort of impression /design and create something with them.
- Practice of composition- impression.

November

- Transport- Explain/ demonstrate children how to make a vehicle with the help of geometrical shapes.
- Small creatures- explain/ demonstrate how to make small creatures with the help of a shaper.
- Practice of small creatures.

December

- Bird figure - Explain/ demonstrate children how to make a bird with the help of a shaper.
- Animal figure- Explain/ demonstrate children how to make an animal with the help of a shaper.
- Practice of animal figure.

ACTIVITIES FOR THE MONTH OF OCT-NOV-DEC (2019)


ACTIVITY - 1 FOOD ACTIVITY

Take cutouts of fruits, vegetables, unhealthy food etc. in a box


Ask your child to segregate the food items on the basis of healthy and unhealthy food.

ACTIVITY-2 LOOK, I can make

Encourage your child to make something that you can prepare without fire. Let the child write the names and method of preparing them.



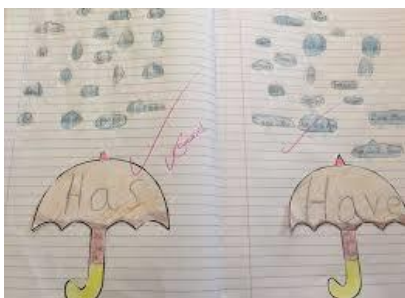
Example - lemonade



Try to make 2-3 more dishes which do not require cooking and enjoy eating it with your family. Also, write the method of preparation.

ACTIVITY 3 HAS/HAVE

- On a coloured sheet, draw two umbrellas on opposite sides and write has and have in the umbrellas. Let the child write all the words that can be used with 'has' and 'have' as droplets. You may use the image attached for your reference.



ACTIVITY 4 (A\AN)

Ask your child to write down 10-15 words from his/her immediate environment. You may help him/her with the spelling if needed. Later on, the child will decide which words can be used with 'a' and which words will come with 'an' and will write a/an before the word. This activity can be done once in a day with different areas like in park, on terrace etc.

ACTIVITY 5 (IN\ON\UNDER)

(DESIGN YOUR BEDROOM)

Children will be asked to design their dream bedroom, using prepositions of place. They will draw and write about their dream bedroom.

For example : There are many toys in a big basket.

There is a big T.V on the wall

ACTIVITY 6.(MATRAYATRA)

- Children need repeated reinforcement of "matras" in Hindi before moving further. A lot of fun can be added through this wall chart combined with reading cards. Given below an example of the matra.

" एक रानी थी। रानी के पास एक गाड़ी थी | गाड़ी को दाढ़ी उगी। रानी गाड़ी को नाई के पास ले गई। नाई ने गाड़ी की दाढ़ी काट दी। "

Words: रानी गाड़ी दाढ़ी उगी नाई

- Similarly, we can use words of ऊ matra.
(use words outside the text within the child's difficulty level)
- Make a wall chart of the poem with illustrations. Make reading cards of each word without illustrations. Use the poem chart for fun as well as reinforcing of matras. Next, blank out that word where the matra appears, with small flags. Let the child pick out the missing word from your reading card collection. Helps reading and aids recognition of matras in an enjoyable situation. You can make similar poems with different matras.


ACTIVITY 7. SUBTRACTION SQUISH

Draw a number line on the floor. Now make small balls with clay and put the total number of clay balls to be subtracted. Then the parent can ask the child to squish the number of balls to be subtracted. The balls that remain un-squished is the answer of subtraction of two numbers.



ACTIVITY 8. FINDING THE MISSING ADDEND

Draw three circles on the floor. Keep balls or any objects representing the number being added. Then the parent can keep one circle empty representing the missing addend. Finally in the third circle keep the number of balls or objects representing the sum of two numbers. The parent may ask the child to tell how many more balls should be put in second circle so that it is equal to number of balls in the third circle.



ACTIVITY 9. ROLL IT

Parent can take two dice. Ask the child to roll the two dice where the two dice will represent the two digit number. The child then be asked the number name of the two digit number. For example, the child may roll the two dice and suppose the number that comes on the two dice is 52, the child can then be asked the number name of the same.