

CURRICULUM INPUTS FOR P3
FOR THE MONTH OF OCTOBER, NOVEMBER AND DECEMBER
2019-20

DEVELOPMENTAL INDICATORS

ENGLISH

- Learns to add describing words to add meaning to sentences and makes them interesting to read.
- Understands the use of antonyms and synonyms in sentences.
- Uses articles (a, an, the) to complete the given sentences and paragraphs.
- Understands the usage of contractions and uses them appropriately.
- Identifies similar sounding words (homophones) and uses them in sentences.

E.g.- The teacher told us an interesting tale.

The peacock has a beautiful tail.

- Frames questions for the given answers using question words.
- Enjoys reading lessons from multiple readers and does follow up comprehension based exercises.
- Builds stories with given outlines.
- Describes a person or a thing using appropriate words.

HINDI

- काल के तीनों भेदों के बारे में जानना व उनके बीच का अंतर समझना |

- भूतकाल

- वर्तमान काल

- भविष्यत् काल

- वाक्यों में सही काल का प्रयोग करना और भाषा में उन भेदों का महत्त्व समझना |
- विशेषण शब्दों का ज्ञान और वाक्यों में उनका यथोचित प्रयोग करना |
- विलोम शब्दों का ज्ञान और उनसे अपना शब्द-भण्डार बढ़ाना |
- पर्यायवाची शब्दों का ज्ञान और उनसे अपना शब्द-भण्डार बढ़ाना |
- विभिन्न पाठ्य-पुस्तकों से पाठ पढ़ना, समझना, नवीन शब्दों को जानना और उनसे संबंधित अभ्यास-कार्य करना |
- रचनात्मक - लेखन (किसी वस्तु या व्यक्ति का विवरण लिखना)

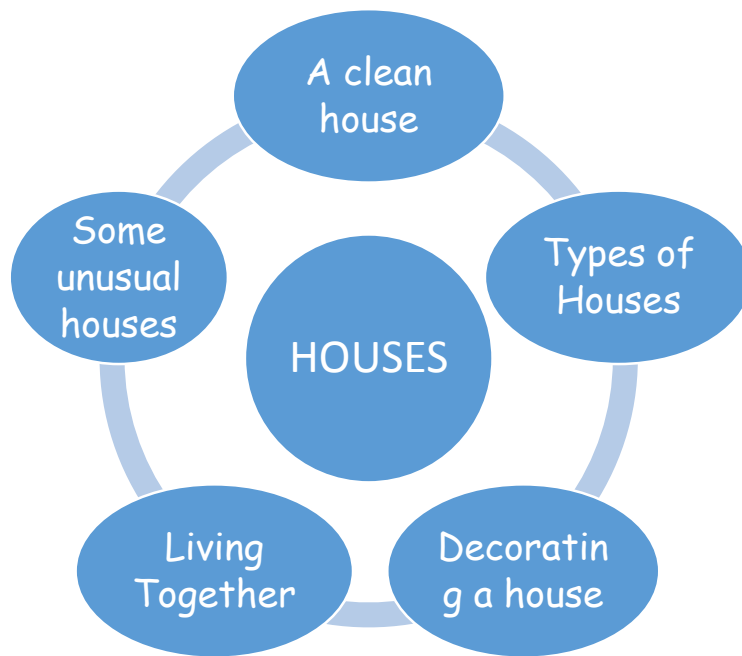
MATHEMATICS

- Explains the meaning of Division from context of equal regrouping and sharing.
- Understands division as Repeated Subtraction.
- Understands the terms used in division.
- Solves division by single digit.
- Solves problem sums in division.
- Relates division with multiplication.
- Completes division facts.
- Reads time.(quarter to, quarter past, half past, full)
- Sequences the events Reading time- Drawing clocks to show the given time.
- Reads a calendar to find a particular day and date.
- Recognises of coins and notes of different denomination.
- Adds and subtracts amounts using column addition and subtraction.
- Solves problem sums on the same.
- Makes rate charts and bills.

EVS

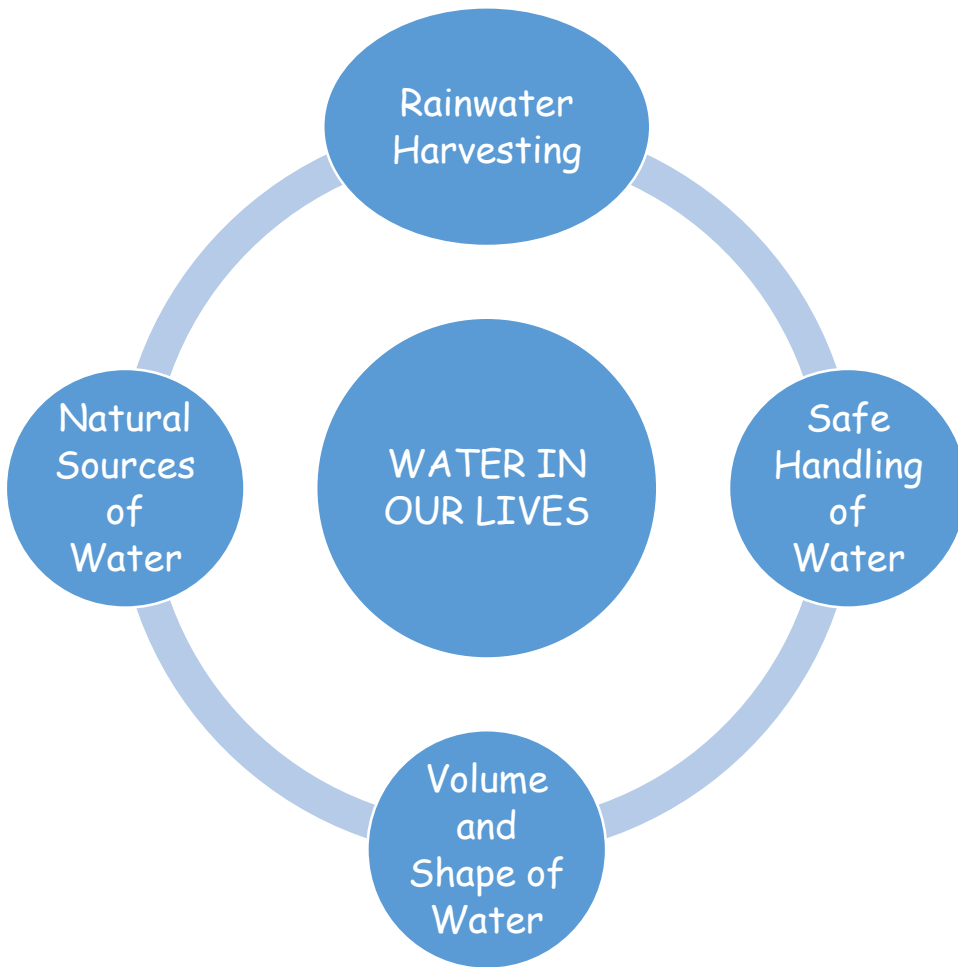
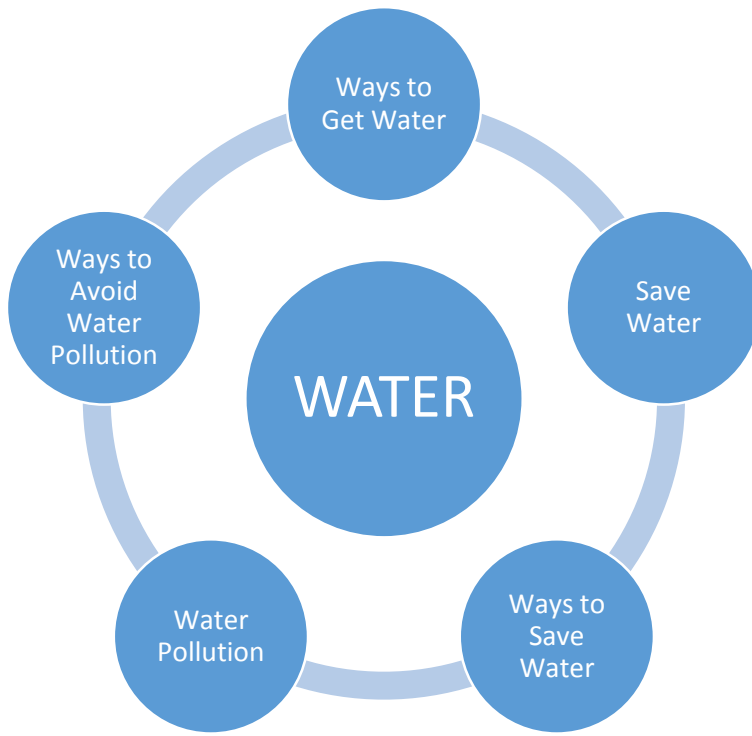
Houses

- Discusses about the need of a house
- Learns how to live together
- Lists the different type of houses
- Recognizes ways to keep house clean
- Understands the need of decorating a house
- Identifies some unusual houses around them.



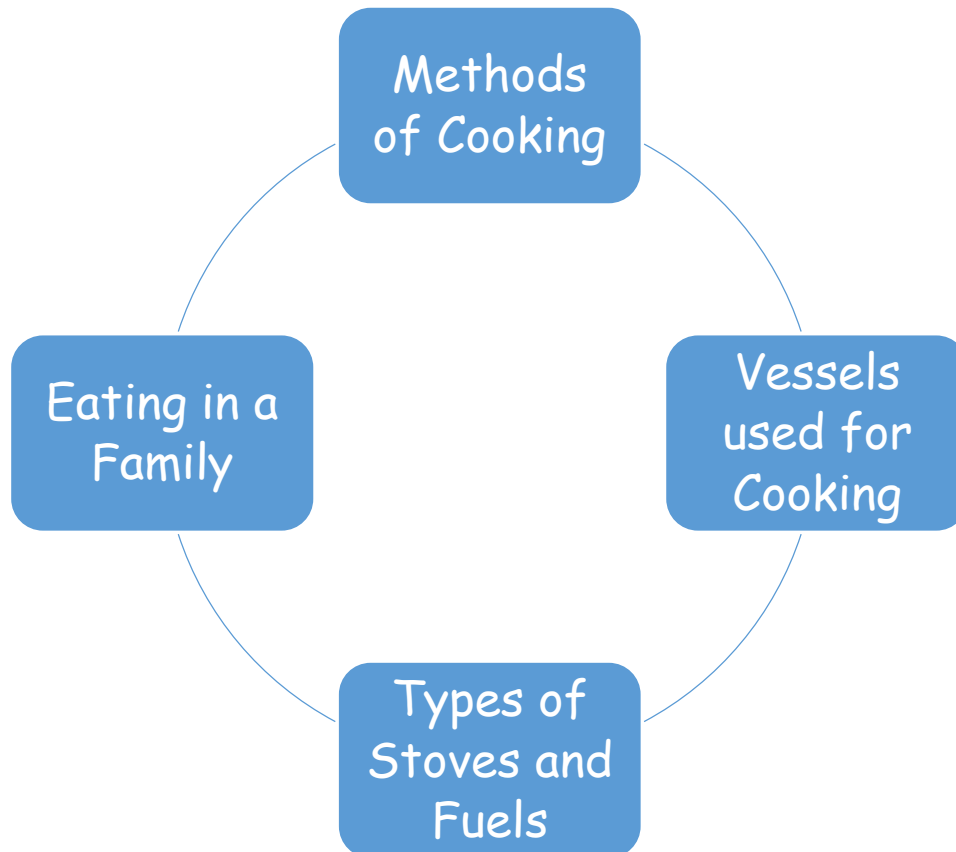
WATER

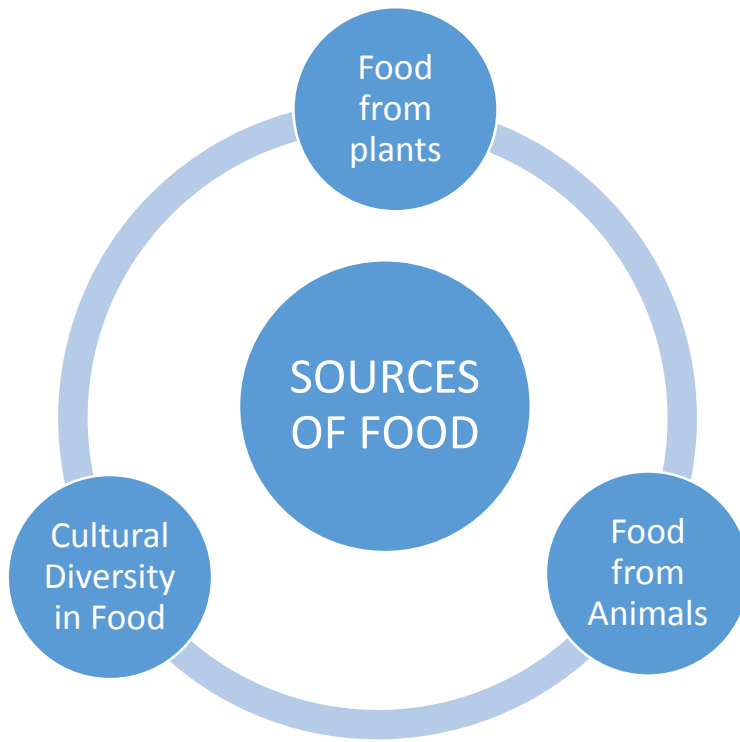
- Understands the importance of water
- Explains ways to get water
- Finds out ways to save water
- Studies water pollution and ways to reduce it
- Discusses natural sources of water
- Experiments and compares the volume of water
- Explains safe handling of water
- Shows the water cycle with the help of a diagram
- Understands the importance of Rainwater Harvesting



FOOD/ COOKING

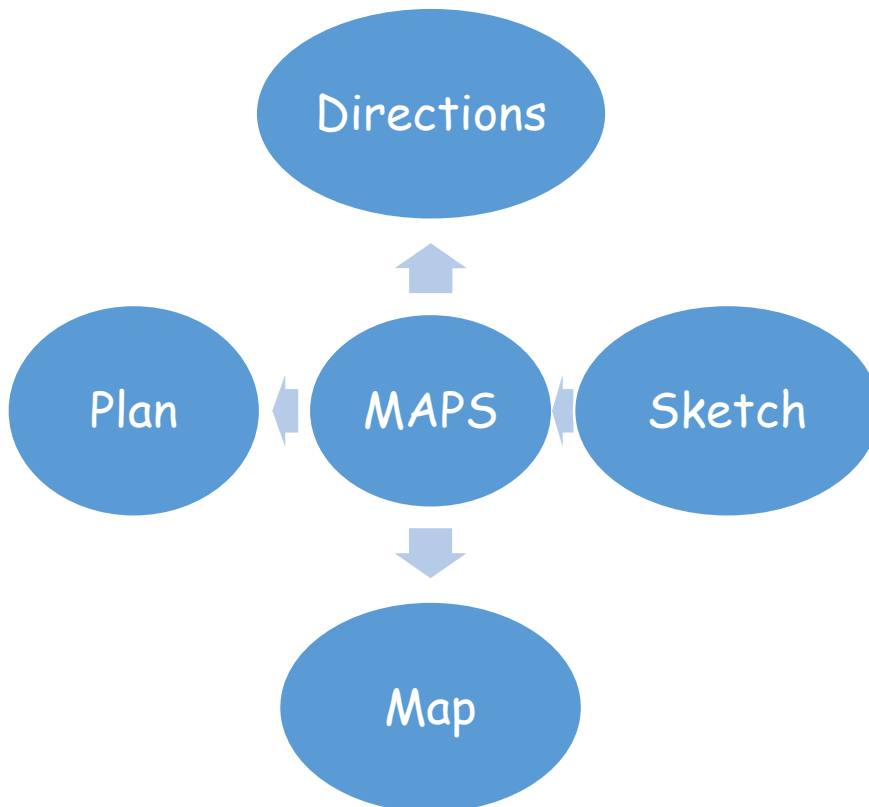
- Observes the reasons for cooking food
- Discusses methods of cooking
- Identifies the vessels used for cooking
- Compares the different types of stoves and fuels
- Shares his/ her eating food experience in a family





MAPS

- Estimates the distance from one place to the other.
- Identifies the marking location of places.
- Understands the importance of map reading.

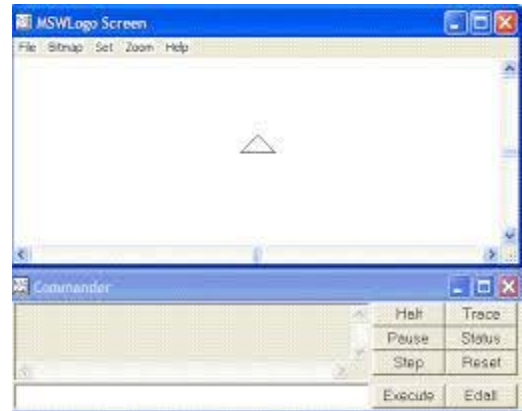


COMPUTER

Introduction to logo

Starting logo

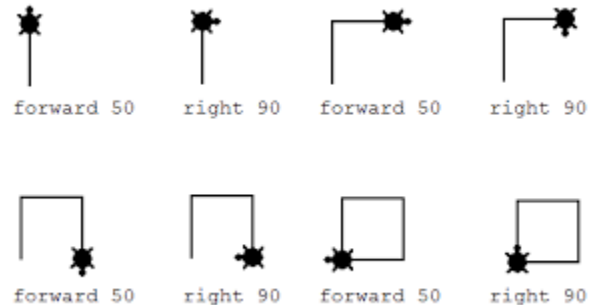
- Main screen windows
- Turtle
- Commander windows
- Basic primitives of log



Logo Command

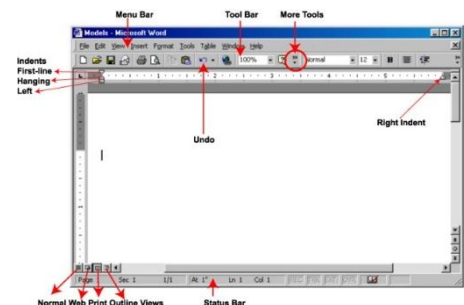
FORWARD COMMAND

- BACKWARD COMMAND
- RIGHT COMMAND
- LEFT COMMAND
- HOME COMMAND
- CS COMMAND



Microsoft word

- Starting with Ms Word
- Parts of the word 2013 Window
- Menu bar of Ms Window
- Saving and opening a saved file



GAMES

- Hand pull/push
- Line pull/push
- Back to back pull/push
- Wall-push
- Participates in, and follow instruction. For, simple game requiring little or no equipment
- Tapping - Games
- Combines locomotor and non-locomotor skills while using small equipment
- Recognizes basic changes that occur to their bodies when exercising

SANSKRIT

अक्टूबर:-

स्थानवाचक शब्द व उससे संबंधित वाक्य

श्लोक:- मौखिक अर्थ सहित

नमन्ति फलिनो वृक्षाः

नवम्बर:-

क्रिया शब्द संस्कृत में

श्लोक:- मौखिक अर्थ सहित

सत्यं ब्रूयात् प्रियं ब्रूयात्

दिसम्बर:-

संस्कृत में गिनती

श्लोक:- मौखिक अर्थ सहित

काव्यशास्त्रविनोदेन

CLAY

- Makes a container with the help of coil method and tries to balance it one on top of another and fix it.
- Makes a design with the help of geometrical shapes and try to form something with the help of slice method.
- Relief - Makes a slab and creates something on top of that as he/she likes.
- Makes any simplified animal of his/her choice with the help of geometrical shapes and tries to modulate it.

MUSIC

The children will be taught the following songs.

- There shall be shower of blessings
- Aashayain (kuchh pane ki ho aas aas)
- When the sun shines on the mountain

ART

- Portrait of Gandhi ji
- Swatch bharat poster making
- Composition drawing of diwali
- Dusshera composition drawing
- Children's day puppets drawings
- Jawaharlal Nehru portrait
- Composition drawing of nature work
- Santa Claus, Christmas tree drawing
- Card making for merry Christmas

CRAFT

- Monkey's craft pencil holder
- Gandhi jayanti poster
- Flower origami
- Children's day activity
- Card making with waste newspaper
- Christmas tree, Card making

- Snowflakes making with paper
- Flowers, Santa Claus, snow man.

ACTIVITY CORNER (UNEDITED)

अनुच्छेद को ध्यान से पढ़िए, इस में गलतियाँ हैं, उन्हें ढूँढ़कर दोबारा लिखिए।

गर्मी के बाद सब लोग बारीश का इंतजार करते हैं।

बारीश के आते ही पेड़-पौधे में जैसे जान आ जाती है।

वह फूल और फलों से भर जाते हैं। चारों तरफ खुशी

ही खुशी दिखाई देती है। किसान भी अपने खेतों में

अपनी फसल देखकर मन ही मन बहुत खुश होता है। बच्चे

तो बारीश का सब से अधिक मज़ा लेते हैं। पानी में कागज़

की नाव चलाना, खड़े पानी में छप-छप कर छींटें उड़ाना

तो हर बच्चे का सबसे मज़ेदार खेल होता है।

सही शब्द

बारीश

खुशी

दिखाई

पानी

किसान


मज़ेदार

नाम - साढ़ कक्षा - तीसरी
डी

ACTIVITIES TO BE DONE

1. MULTIPLICATION AND DIVISION FACTS

Take ten to twelve strips of paper and write down four numbers on each strip as shown in the picture. Three numbers out of four should be related to each other through a multiplication or division fact for e.g. $5 \times 6 = 30$ (first example in the picture shown)
 8 divided by $2 = 4$ (second example in the picture shown).



Scatter the strips and play the game with the child. The players will pick up the strips randomly and the player who will provide the multiplication or division fact first will earn ten points. The player with maximum number of points in the end will be declared the winner.

2. Given below is the list of holidays. Look at the calendar of the year 2019 to find out the dates and days on which these festivals fall.

Name of the festival date day

1. Deepawali

2. Mahavir Jayanti

3. Independence Day

4. Republic Day

5. Gandhi Jayanti

6. Christmas

7. Idul- fitr

8. Dussehra

9. Guru Nanak Jayanti

10. Ganesh Chaturthi

Arrange them in the order from January to December.

3. काल का खेल

कुछ पर्चियों पर अलग-अलग कालों में कुछ वाक्य लिख लीजिए | जैसे -

मैं पुस्तक पढ़ रहा था |

आरुषि बाज़ार जा रही है |

सूरज आसमान में चमक रहा है |

कल मेरे चाचाजी दिल्ली आएँगे |

अब इन पर्चियों को एक बड़े कटोरे या डिब्बे में डाल लीजिए |

अब तीन और पर्चियों पर भूतकाल , वर्तमान काल और भविष्यत् काल लिखकर दूसरे कटोरे या डिब्बे में रख दीजिए |

परिवार के सदस्यों के साथ एक खेल खेलिए | जिस सदस्य की बारी आए , वह दोनों कटोरों या डिब्बों में से एक-एक पर्ची उठाकर पढ़ेगा | दूसरे कटोरे या डिब्बे की पर्ची के अनुसार वह सदस्य पहली पर्ची के वाक्य को बदलेगा |

4. विशेषण-कार्ड

बीस छोटे-छोटे कार्ड बनाकर उन पर अलग-अलग विशेषण लिखिए | अब समाचार-पत्र या किसी मैगज़ीन से कुछ चित्र काट लें | अब एक चित्र लेकर, उससे संबंधित विशेषण वाले कार्ड छाँटकर चित्र के आस-पास रख लें | इन विशेषण कार्डों की मदद से उस चित्र के बारे में ५-६ रोचक वाक्य लिखिए |

5. HOW MANY HOMOPHONES IN ONE SENTENCE?

The child can be encouraged to squeeze as many homophone pairs into a coherent sentence as possible. When he/ she finishes,

the parent can have him illustrate crazy sentence that he/she has created. The child can share his/ her sentence with the class. e.g.

Radha's son woke up hurriedly when he saw the sun in the sky. He sat on the horse's back and held its rein but he could not reach the king's

palace due to heavy rain on the way.

6. MOTHER, MAY I?

One person will act as the "mother" and turn his/her back to the child/children. The child can inch forward when the mother's back is turned. The mother will call out a word and turn around. Each child/participant will think of a synonym for the word. If they are unable to think of a word, then they must go back to the starting line. Write down the synonyms on a piece of paper and discuss words that are unfamiliar to you. Continue several times and invite the other child/ participant to act as the "mother."

7. CULTURAL DIVERSITY IN FOOD

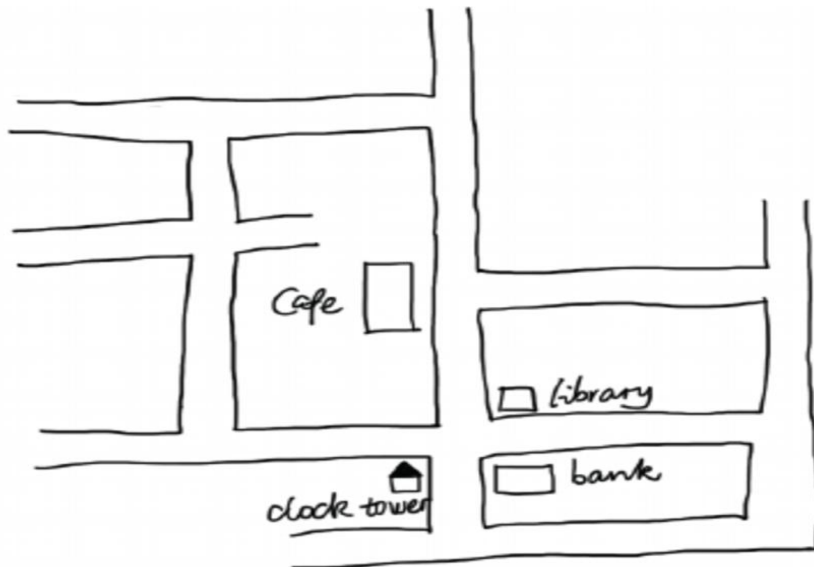
Nowadays we often visit different restaurants for lunch and dinner. We find different types of cuisines there like Chinese, South Indian, Continental etc. Children can look at the different types of menus when they visit restaurants. For instance, a particular restaurant may offer South Indian food like idli and dosa, some other restaurant may offer Chinese food like noodles and manchurian. Once children look at the different menus, they can create their own menu. Their menu can include food of Punjab like sarson ka saag, makki ki roti. It can also have food from the coastal areas like fish, prawns and lobsters. Children can bring these menus to the school where they can exchange their menus with their peers.



8. MAPS AND DIRECTIONS

Sketches make it very easy for us to reach to a particular place. Children at home can construct a sketch. The sketch can show the way from their classroom to their favorite place in the school. It can include important landmarks in between like washroom, library etc.

Children can now bring these sketches to the school and exchange them with their peers. Children can read others sketches and find out the destination. It will be interesting to find out each other's favourite place in the school. They can then also tell that why that place is their favorite place in the school.



Primary Coordinator - Ms. Anupama Chand

Dialogue coordinator - Ms. Radhika Jawa