

## P4 Dialogue for the month of July, August and September

### English

- Recalls the definition of a verb from previously learned material.
  - Identifies different types of verbs-action verb and helping verb
  - Demonstrates the correct usage of different verbs.
  - Understands the structure of a sentence- SUBJECT- VERB- OBJECT (SVO)
  - Identifies the subject in a sentence and determines the verb with it.
  - Understands the concept that singular subject takes a singular verb and plural subject takes a plural subject
  - Applies rule for subject/verb by matching the subject to its verb.
  - Explains the past and present experiences and forecasts future events using correct verb form.
    - Understands the difference between
1. Simple Present and Present Continuous
  2. Simple Past and Past Continuous
  3. Simple Future and Future Continuous
- Describes pictures and events on timeline of past, present and future.
  - Learns about prefix and suffix that are added to different words to make new words.
  - Identifies adjectives and their role in the sentence.
  - Learns some descriptive adjectives that describe people, places and things.
  - Learns to describe their own cartoon character
    - Understands and uses the correct degree of comparison while framing sentences or writing compositions.
    - Learns about antonyms and synonyms.

Learns to write a story with the given clues

## HINDI

- ✓ ग्रीष्मावकाश गृह- कार्य की परिचर्चा एवं जाँच।
- ✓ सर्वनाम शब्दों का ज्ञान प्राप्त करना और भाषा में प्रयोग सीखना।
- ✓ विशेषण शब्दों का ज्ञान और भाषा में प्रयोग सीखना।
- ✓ मुहावरे का ज्ञान , उनके अर्थ और वाक्यों में प्रयोग सीखना।
- ✓ पर्यायवाची शब्दों का ज्ञान।
- ✓ काल के तीन भेद
  - वर्तमान काल (चल रहे समय का बोध कराता है | )
  - भूतकाल (बीते हुए समय का बोध कराता है | )
  - भविष्यत् काल ( आने वाले समय का बोध कराता है | )
- ✓ विभिन्न पाठ्य - पुस्तकों से पढ़ना।
- ✓ नियमित रूप से श्रुतलेख करना।

विभिन्न पाठ्य पुस्तकों से गद्य पाठ पढ़ने और उनमें प्रयुक्त नवीन शब्दों का ज्ञान , वाक्य रचना , व्याकरणिक अभ्यास, प्रश्नोत्तर और अन्य क्रियाकलाप

## MATH

### FACTORS AND MULTIPLES

- Identifies composite and prime numbers.
- Finds the factors of a number and learns to use a factor tree.
- Understands the concept of LCM and HCF and the relation between them.
- Understands the divisibility rule of 2,3,4,5,8,9,and 10.

### FRACTION

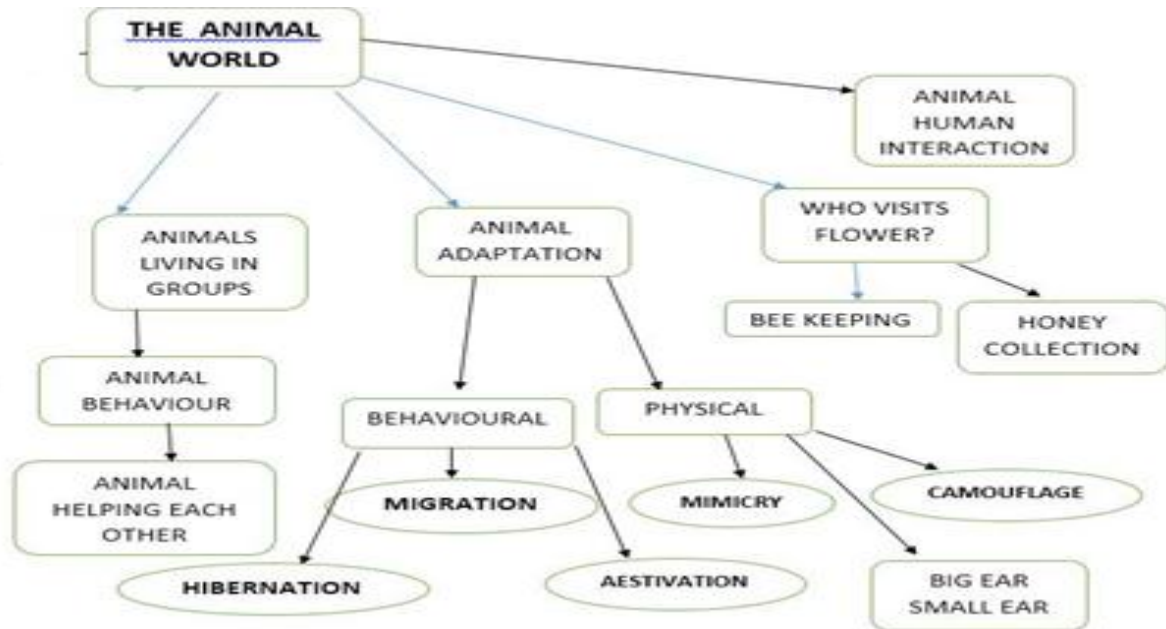
Identifies fraction as a part of a whole.

- Understands basic fractions like half, one-fourth in real life situations.
- Understands the concept of equivalent like and unlike fractions.
- Converts improper fractions to mixed fractions and vice-versa.
- Adds and subtracts like fractions.

- Solves word problems related to addition and subtraction of like fractions.

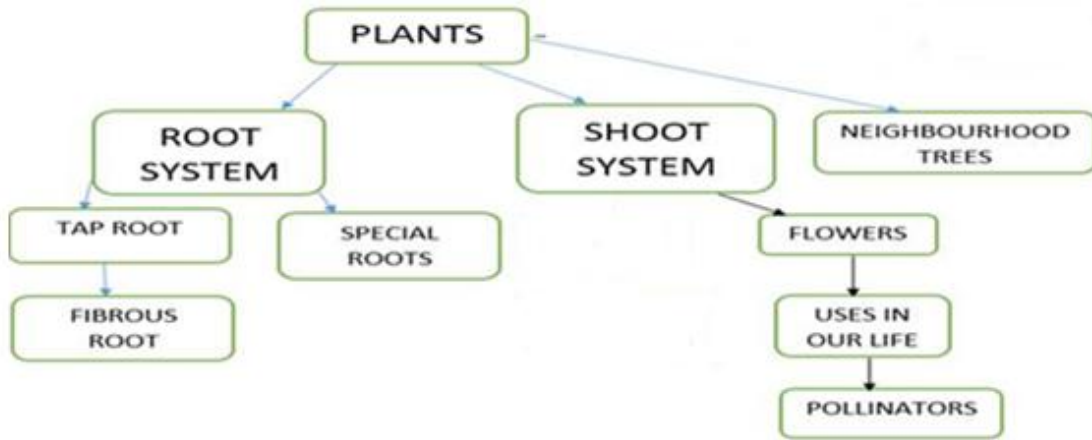
## Evs

### THEME: ANIMALS



- Classifies animals according to their habitat, feeding habits, behaviour and ways of protecting themselves.
- Understands the animal-human interaction.
- Understands animals living in groups and how they help each other
- Learns about various adaptation features developed in animals.
- Recognizes how bee helps in honey collection and importance of different types of bees

### Theme : Plant



- Recalls the classification of living things, non-living things, natural things and man-made things.
- Recalls the names of the parts of a plant and their functions.
- Identifies and classifies different kinds of roots and their functions.
- Compares the different types of special roots and their purpose.
- Understands the role of flowers in a plants.
- Identifies, labels and defines parts of flowers and their functions.
- Discusses and lists uses of flowers in our life.
- Learns about pollination and agents responsible for it.
- Understands how the growth of trees/plants is affected by human activities.

# संस्कृत जुलाई

- पुल्लिंग द्विवचन का ज्ञान करवाते हुए द्विवचन के शब्द लिखवाना।
- पुल्लिंग द्विवचन के शब्दों के साथ द्विवचन की क्रिया लगाकर वाक्य बनवाना।
- कार्ययोजना-२ पुल्लिंग द्विवचन के शब्दों व वाक्यों के आधार पर करवाना।
- श्लोक- बहूनि मे व्यतीतानि .....

## अगस्त

- पुल्लिंग बहुवचन का ज्ञान करवाते हुए बहुवचन के शब्द लिखवाना।
- पुल्लिंग बहुवचन के शब्दों के साथ बहुवचन की क्रिया लगाकर वाक्य बनवाना।
- कार्ययोजना-३ पुल्लिंग बहुवचन के शब्दों व वाक्यों के आधार पर करवाना।
- श्लोक- न जायते म्रियते वा कदाचन .....

## सितम्बर

- स्त्रीलिंग एकवचन के शब्दों का ज्ञान करवाना और उसमें एकवचन की क्रिया लगाकर वाक्य बनाना सीखाना।
- कार्ययोजना-४ पुल्लिंग बहुवचन के शब्दों व वाक्यों के आधार पर करवाना।
- श्लोक- न जायते म्रियते वा कदाचन..... |

## Computer

### INTRODUCTION TO LOGO

- Starting logo Main screen
- windows Turtle Commander windows
- Basic primitives of logo



### MORE TURTLE COMMAND

- Basic K turtle command
- More commands Containers
- Pen up and Pen down Repeat Command
- Drawing Polygons and circle



Practical: Students will perform practical using logo command

## MORE ABOUT WINDOWS 7

- + Desktop
- + Wall paper and screensaver
- + Changing of desktop screen
- + Making folder and file
- + Copying and Moving a file

Forward	FD
Back	BK
Right	RT
Left	LT

Practical:-Students will learn to change the desktop screen

## ART

- Memory drawing and colouring "Holiday Fun" or create a story book cover....
- Create an interesting composition with various textures which we feel in 2D....
- Draw human figures showing different movements with the help of lines..Then fill colour in it...
- Draw and colour composition related to Independence day...
- Drawing related Teachers day - My teacher my mentor...express it in your composition...
- Learn light,shades,shadow and different tones on an object drawing and colouring....
- Draw the sun,the tree,the birds and the animal happen to see are the elements as your points of focus..Arrange it in place and colour it with your choice...
- Draw geometrical shapes in living things..You can easily transform the geometrical shapes like circle,square,rectangle etc. into a fish very creatively.....

## CLAY

- Composition - during holidays you must have seen something which you think can be made with clay.
- Mask - to keep in mind divisions as explained to be practiced with volume.
- Clay folding & draping method - going to explain children how we can make things with the help of this method.
- Design (slice method) - going to explain children how to make a geometrical design with the help of slice method.
- Relief - going to explain children simplified relief how can we make it and what all we need to keep in mind.
- Small creatures - going to explain children how to make any small creatures with the help of shapes.
- Small creatures - as explained to be practiced.
- Bird figure- make any bird of your choice to keep in mind shapes.
- Animal figure - make any animal of your choice to keep in mind shapes which you have seen or studied.
- Transport - make any vehicle of your choice to keep in mind shapes.
- Califoulage - make or create something with the help of fruit,vegetable and flowers.
- Miniature village / miniature town-make any village /town of your choice which you like.

## CRAFT

- 3d Peacock Making
- Frame Making With Pastel Sheet
- Tree Plantation Activity
- Independence Day Craft Activity
- 3d Rose Flower Making With Waste Paper
- Borders Design
- Flute Making With Newspaper Craft Activity
- Sarvepalli Radhakrishnan Poster Making
- Borders Design
- Card Making With Quilling Paper

## MUSIC

Following songs will be done in the month of July, August and Sept

- Takat watan ki hum se hai
- I think you're wonderful
- Dhitang dhitang bole
- There shall be shower of blessings
- Revision of previous songs
- 

## Sports

- introduced to collecting and recording results
  - respond through movement to a range of stimuli
  - master a dance containing basic step patterns with a partner or in small groups begin to master dances with
  - more complex step patterns.
  - handle different apparatus and small equipment using various body parts participate in simple lead-up games
  - begin to develop their own games and related activities.
  - interpret and answer movement tasks in their own way, and at their own level, on the floor
  - lifestyle (rest, well-balanced nutrition, exercise etc)
- demonstrate safety when exercising.



## ACTIVITIES:

1. Children will make a **booklet** based on things done by their classmates. They can divide the book into three sections, "yesterday", "today" and "tomorrow", indicating past, present and future.

For example: Yesterday Rohan and Amit played football.

Today Rohan and Amit are sitting next to each other.

Tomorrow Aradhya and Anushka are going for the competition.

They will colour the verbs they use.

2. **Read the passage and correct the errors in the passage. Rewrite the passage using subject verb agreement. Write a passage with errors and give it to any of your family member for editing**

This year our class are having a great time. The girls is enjoying art and boys are enjoying music. John like playing football and Sarah enjoy playing badminton. School work are fun too. We has learned how to simplify fractions and do long division. School include work and play which helps our class enjoy learning.

### **3. Introduce yourself**

Children will introduce themselves on a slam sheet. They will use adjectives to describe themselves. For example, "I am beautiful Beena or

" I am radiant Rohan".

### **4. आओ सीखें सर्वनाम**

अकबर - बीरबल अथवा तेनालीराम की किसी एक कहानी को पढ़कर उसे अपने शब्दों में ' स्लेम शीट ' पर लिखिए। अब इस कहानी में आए सर्वनाम शब्दों की सूची बनाकर , उन सर्वनाम शब्दों के सामने लिखिए कि वे किसके लिए प्रयोग हुआ है। उदाहरण के लिए -बीरबल अकबर के नौ रत्नों में से एक थे। वे अपनी कुशाग्र- बुद्धि ,हाज़िर - जवाबी और चतुराई के लिए सुप्रसिद्ध थे। अकबर अपनी किसी भी समस्या के समाधान के लिए उन्हें ही बुलाते थे।

सर्वनाम	संज्ञा
वे	अकबर
अपनी	अकबर

नोट- अब इस सूची के सभी सर्वनामों का उनके भेदों के अनुसार वर्गीकरण कीजिए।

### 5.आह! विशेषण ही विशेषण

अपने कोई भी मनपसंद व्यक्ति, वस्तु और स्थानों के दो-दो चित्र चिपकाइए और अब उनके नाम लिखिए। अब विशेषण शब्दों का प्रयोग कर इनके बारे में लिखिए - उसके रंग, आकार, उसकी खुशबू, लाभ अर्थात् उसका विवरण लिखिए। अब विशेषण शब्दों को रंगीन पेंसिल से रेखांकित कीजिए।

उदारहण के लिए-

मुझे गुलाब का फूल अत्यंत प्रिय है। इसे फूलों का राजा माना जाता है। इसकी सुगंध बहुत ही आकर्षक और लुभावनी होती है। गुलाब का फूल अपनी सुंदरता के लिए विश्व प्रसिद्ध है। इनकी सुगंध के कारण गुलाब का इत्र भी बनाया जाता है। यह लगभग हर बगीचे में पाया जाने वाला एक आम पौधा है। गुलाब का फूल अपनी सुंदरता के लिए विश्व प्रसिद्ध है। इसी सुंदरता के कारण सम्पूर्ण भारत में 12 फरवरी को गुलाब दिवस मनाया जाता है। गुलाब का प्रयोग गुलदस्ते बनाने और सजावट करने आदि में भी किया जाता है। गुलाब के फूल से गुलाब जल और गुलकंद भी बनाया जाता है। यह विभिन्न रंगों जैसे लाल, सफेद गुलाबी और बैंगनी में पाया जाता है। गुलाब के पौधे में छोटे छोटे काँटे होते हैं जो इसकी रक्षा करते हैं। इसे सम्पूर्ण विश्व में शान्ति, मित्रता और प्रेम का प्रतीक माना जाता है। जवाहर लाल नेहरू भी सदैव एक गुलाब अपने पास रखते थे।

### 6.आओ मिलकर खेलें खेल, चलती है अब अपनी रेल

रविवार के दिन घर के सभी सदस्य एक साथ बैठकर विशेषण पर एक रोचक खेल खेल सकते हैं। यदि आप के घर में तीन-चार सदस्य हैं तो पहला सदस्य अपने मन से एक Dबोलेगा | इस प्रकार क्रम चलता रहेगा। जो सदस्य विशेषण नहीं बता पाएगा उसका एक अंक कम हो जाएगा और जो उसे पूरा करेगा उसे एक अंक ज़्यादा मिलेगा। जैसे-

रसीला--- लाल----- लम्बा----- बहादुर ---- रौबीला --- लालची-----

## खेल का दूसरा दौर

पहला खिलाड़ी एक विशेषण शब्द बोलेगा दूसरा खिलाड़ी उस विशेषण से संबंधित संज्ञा शब्द बोलेगा। जैसे-

विशेषण	संज्ञा
मीठा	आम
विशाल	इमारत

## 7..साक्षात्कार लेना

अपने परिवार के सदस्यों का साक्षात्कार (इंटरव्यू) लें। आपके घर में जितने सदस्य हैं उनके लिए पाँच- पाँच प्रश्नों का साक्षात्कार बनाइए।

जैसे- आपका पसंदीदा रंग कौन सा है?

आप में कौन सी दो अच्छी गुण हैं? इत्यादि।

अब उनके लिए बनाए गए साक्षात्कार के प्रश्नों के बताए उत्तरों को एक पृष्ठ पर लिखें

|

इसके उपरांत उनमें आए विशेषण शब्दों पर रंगीन पेंसिल से गोला लगाइए।

## **8.Factors and Multiples Game**

This is a game for two players.

The first player chooses a positive even number that is less than 50, and crosses it out on the grid.

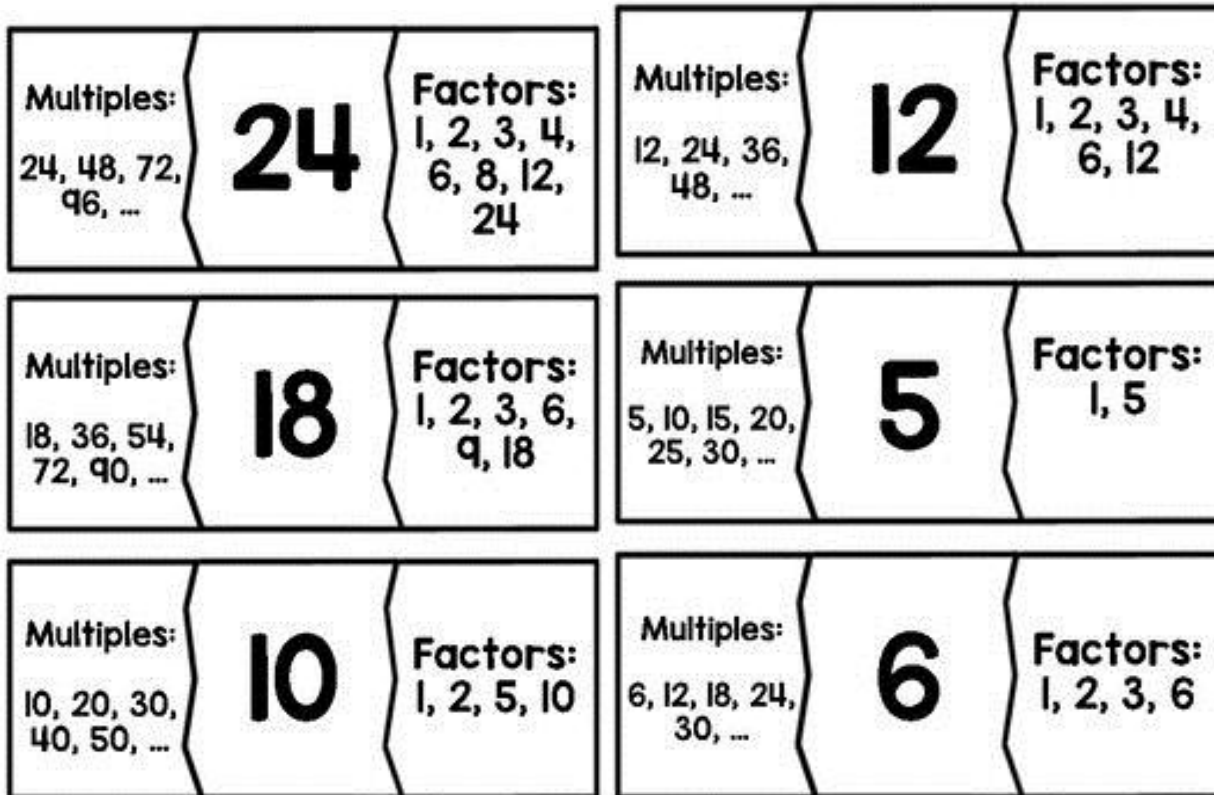
The second player chooses a number to cross out. The number must be a factor or multiple of the first number.

Players continue to take it in turns to cross out numbers, at each stage choosing a number that is a factor or multiple of the number just crossed out by the other player.

You can play this factor game with your child. You can give any number from 1 to 99 to your child, who works out the factors for this number. For example, if you give the number 12, then your child gives the factors 1,2,3,4,6,12. He/she gets one point for every factor that they give. Then, your child gives you a number. Number 12 cannot be used again. The first team to reach 50 points wins.

## 9.Factor and multiple puzzle

Make the puzzle pieces for the game as shown below. This puzzle will help students recognize both factors and multiples of a number. Make at least 12 sets of such cards. Given them to the children to arrange the correct factors and multiples with the number.



## 10.FRACTION FUN

Complete the above table and answer the following questions.

Who has the maximum number of letters in his/her name? \_\_\_\_\_

Name of your family members	Number of letters in the name	Fraction of vowels in the name	Fraction of consonants in the name	Weight(in kg)	Weight(in g)	Height (in cm)	Height (in _m _ cm)
Your name _____							
Your father's name _____							
Your mother's name _____							
Your sibling's or cousin's name _____							
Your friend's name _____							

Who is the tallest in the family? \_\_\_\_\_

Who is the shortest in the family? \_\_\_\_\_

Who has the maximum weight in the family? \_\_\_\_\_

Who has the minimum weight in the family? \_\_\_\_\_

Arrange the names of your family members in the ascending order of the weight.

Arrange the names of your family members in the descending order of the height.

## 11.. Painting on a peepal leaf

### For drying Peepal leaves



### (Dry Peepal leaf )

Place a few leaves in a bowl full of water for 2-3 days . The purpose of soaking the leaves is to remove the outer layer of the leaves. After being in water for long, the leaves get a film over them, which you need to clean by washing it off or use a brush periodically. And do remember to change the water with a fresh one periodically Once the outer skin is lost, it leaves behind a beautiful bony structure, usually off-white in color.

Now dry it for a day & you got a leaf to paint on.

### For Painting the leaves

Use oil paints to paint your favourite design on the peepal leaves

Put a coloured sheet for background. Use a colour that will enhance the effect of the painting. The background is usually kept because Peepalleaves are very fragile and may rupture.

12. Observe animals at different places. Also see pictures of different animals. Observe their tails and the number of legs they have. Prepare the following list.( 2 animals each type).

a. animals with tails \_\_\_\_\_

b. animals without tails \_\_\_\_\_

c. animals with two legs \_\_\_\_\_

d. animals with four legs \_\_\_\_\_

e. animals with more than four legs \_\_\_\_\_

## REPORT

### VISIT TO NATIONAL SCIENCE CENTRE

"SCIENCE IS SIMPLY COMMON SENSE AT ITS BEST"

An educational trip to the National Science Centre, was organized by the school, for the students of classes P4 and P5 on 4<sup>th</sup> May, 2019. The visit was designed to arouse curiosity in the minds of children.

At the reception, the students were given a brief introduction to the world of science by the educators at the centre. They demonstrated a simple activity on how science is related to our day to day activities. Students took a tour of different galleries, full of interesting and hands-on exhibits, like Water- the elixir of life, our science and technology heritage, Human biology, Pre-historic life, Fun science, etc.

The galleries showcased a plethora of exhibits that covered various topics like Magic tap, stingless piano, mirror maze, energy ball, marine and freshwater aquariums were the main attractions at the Science Centre.

The students were spell-bound and thoroughly enjoyed the visit. The students seemed inspired by the magical world of science. It was a thrilling and motivating experience for our children.





## Grandparent Forum P4

Grandparent session was held on 16 th May 2019 in school auditorium. Vaanya's grandmother Mrs. Manju Gautam kindly consented to come to our school and share her experiences. Dadiji was really delighted to see our children. She narrated two very interesting stories to the children to inculcate good values in our children. She explained the children that we should always be kind and helpful. She spoke about the traditional games that she used to play when she was a child. She emphasised on the importance of playing outdoor games as compared to watching television. She also explained that we should use wooden toys rather than plastic ones as it is not degradable and creates pollution. The children took full interest in listening to her. Children thoroughly enjoyed the session. Children were happy to ask questions and curious to know the answers from grandmother. It was a pleasurable experience for everybody present there.





## GRANDPARENT'S FEEDBACK

मुझे बच्चों से मिलना बहुत अच्छा लगता  
है और मैं भी मिलना चाहूंगी कुछ और जानकारी  
लेना। आज मुझे लगता बच्चों हमारे गुरु हैं। जब  
उन्होंने मुझ से प्रश्न पूछे।