

## CURRICULUM INPUTS FOR P3

### FOR THE MONTH OF JULY, AUGUST AND SEPTEMBER 2019-20

#### DEVELOPMENT INDICATORS

##### ENGLISH

- Understands the use of pronouns like I, you, him, her, etc.
- Understands the usage of action words.



singing



running

- Recognizes the usage of helping verbs.
- Recognizes the correct usage of tenses -present, past and future (simple and continuous)
- Recapitulates to locate describing words (Adjectives) in the given sentences.
- Learns to add describing words to add meaning to sentences.
- Understands and frames meaningful sentences with jumbled words.
- Writes few sentences looking at any given picture.
- Writes few sentences - describing a person or a thing.

##### HINDI

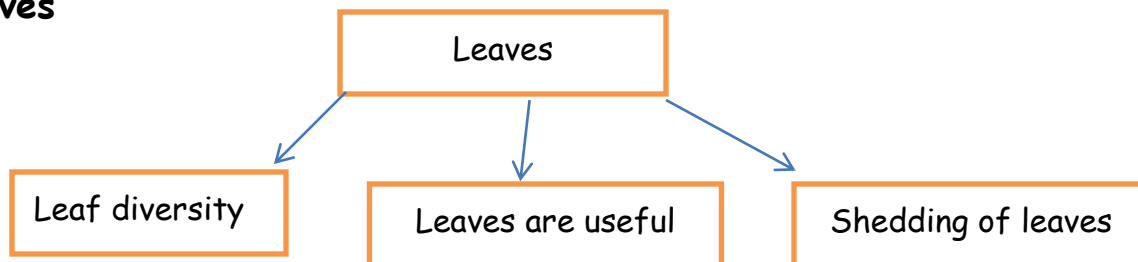
- लिंग - स्त्रीलिंग और पुल्लिंग शब्दों और वाक्यों के ज्ञान को भाषा में प्रयोग करना।
- वचन - एकवचन शब्दों को बहुवचन शब्दों में बदलकर वाक्यों में उनका प्रयोग करना।
- सर्वनाम शब्दों को पहचानकर भाषा में उनका प्रयोग करना।
- क्रिया शब्दों की पहचान, उनसे वाक्य रचना और भाषा में उनका प्रयोग करना।
- विभिन्न पाठ्य पुस्तकों से पाठ पढ़ना, समझना, नवीन शब्दों को जानना और उससे सम्बंधित अभ्यास करना।
- चित्र वर्णन

## MATH

- Problems in different situations to be presented through pictures and stories.
- Estimates the sum of and difference between two given numbers.
- Adds and subtracts single digit and two digit numbers mentally.
- Understands Multiplication as repeated addition.
- Constructs the multiplication tables of 6, 7, 8, 9, 11 and 12.
- Multiplication by single and double digit using multiplication facts in situations.
- Doubles two digits mentally Multiplication by 0, 10, 20, 100
- Explains the meaning of Division from context of equal regrouping and sharing.
- Understands Division as Repeated Subtraction.
- Understands the terms used in division.
- Divides 3 digit number by single digit.

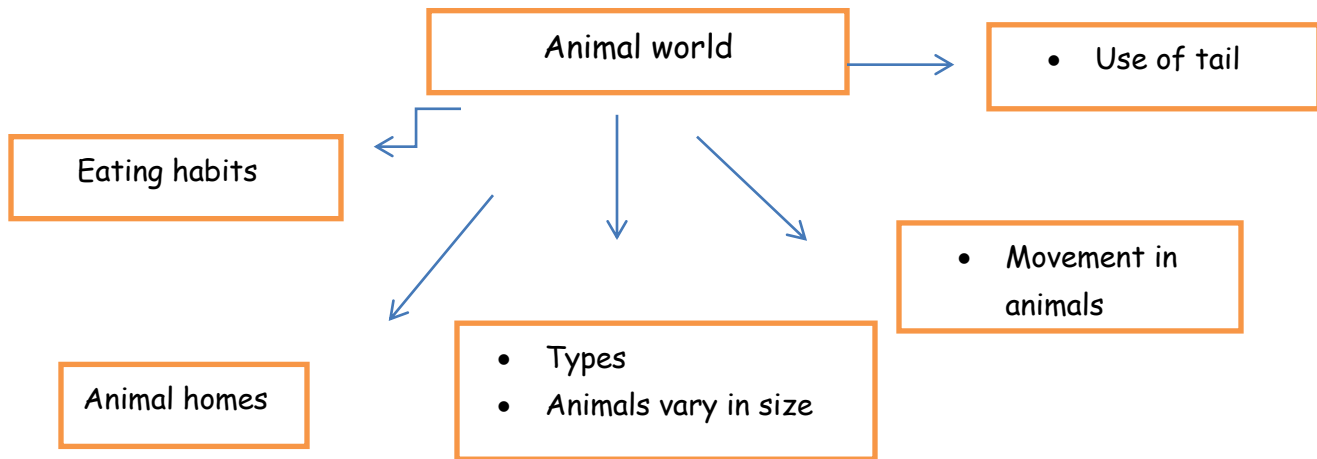
## E.V.S

### Leaves

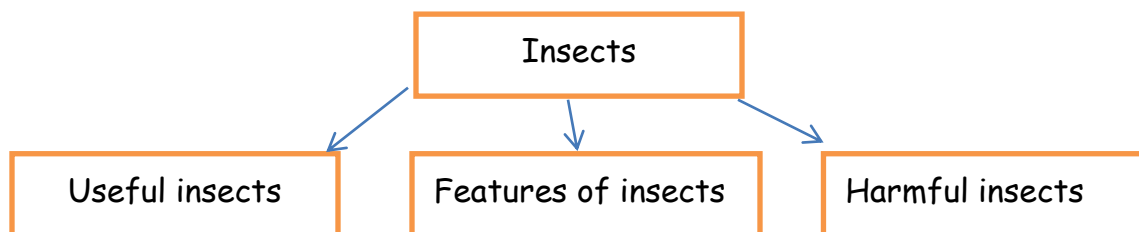


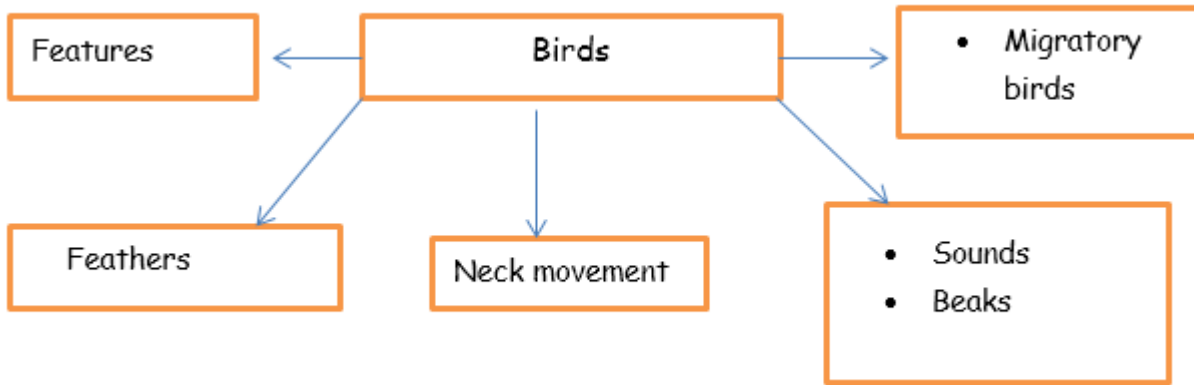
- Discovers diversity in leaves.
- Lists the uses of different types of leaves.
- Investigates why do plants shed their leaves.

## Animals



- Understands that animals vary in size
- Differentiates between pet and domestic animals
- Recalls homes of animals
- Discusses movement of animals
- Categorizes animals on the basis of their eating habits e.g. herbivores. carnivores. omnivores and scavengers
- Discusses about unwanted animals in the house and how to keep the house free from them.





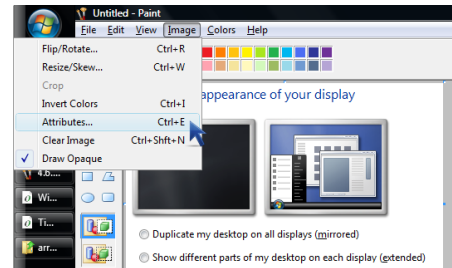
### Games and recreation

- Understands the importance of recreation.
- Engages in outdoor, indoor, traditional and modern games.

## COMPUTER

### MORE about paint and drawing tools

- ✚ Moving and copying object
- ✚ Undo and Repeat
- ✚ Rotate/flip a drawing
- ✚ Resizing a Drawing
- ✚ Skew a Drawing • Set Drawing as a desktop background



### HARDWARE AND SOFTWARE

- ✚ Hardware

### Input/Output/Storage Devices

- ✚ Software

### System and application software



## Understanding windows

### 1. Operating system

+ Desktop


+ Icons

+ Taskbar

### 2. Start Button

+ Selecting and deselectiong the Icons

+ Opening a program



## CRAFT

- 3D flower making with colourful paper
- origami
- activity of tree plantation
- independence day craft activity
- flute making with waste paper
- origami flapping bird use of tricolor paper
- composition drawing of my school
- decoration design
- 3d card making for teacher's day

## CLAY

**Design** - make a design with the help of geometrical shapes with slice method.

- Relief - make a slab and create something on top of that.
- Design - make a simplified design with the help of any three objects of your choice and assemble them.
- Transport - make a simplified vehicle with the help of geometrical shapes.
- Make any fruit, vegetable and flower of your choice with the help of geometrical shapes.

## SANSKRIT

शरीर के अंगों के नाम संस्कृत में

श्लोक:- मौखिक अर्थ सहित

ऊँ भूर्भुवः स्वः .....

अलसस्य कुतो विद्या .....

रंगों के नाम संस्कृत में

श्लोक:- मौखिक अर्थ सहित

परोपकाराय फलन्ति वृक्षाः .....

आज्ञा के वाक्य

श्लोक :- मौखिक अर्थ सहित

अहिंसा परमो धर्मः .....

## MUSIC

Following songs will be done

- Takat watan ki hum se hai
- I think you're wonderful
- Dhitang dhitang bole
- There shall be shower of blessings
- Revision of previous songs

## GAMES

- develops awareness of space, direction and levels in relation to others and to their working environment
- holds their body weight using various body parts as bases (balance and stability)
- expresses feelings and moods using imagination and original ideas
- develops coordination, manipulation and balance


- develops the traditional gymnastic skills, involving physical agility, flexibility, strength and coordination
- combines locomotor and non-locomotor skills while using small equipment.
- recognizes basic changes that occur to their bodies when exercising
- Demonstration and Imitation (Keep your hands on the ears  
Listen to teacher / each other Listen to various type of sounds  
Avoid listening to high volume of music - disadvantages)
- Performance of neuromuscular co-ordination, activities like jogging, running, hopping, leaping, rolling etc.
- Hand pull/push  
Line pull/push  
Back to back pull/push  
Wall-push
- Travels-Hops
- Jumps and Lands

## **SUGGESTED ACTIVITIES**

### **1. PRONOUNS**

Picture flash cards of nouns and their related pronoun cards to be given to children to make their pairs.

Make them write the same on a sheet of a paper.



**SHE**



**THEY**

### **2. ACTION WORDS**

Make chits of action words and play in the form of game. Ask your child to pick a chit and enact accordingly. Ask them to write a sentence using that action word.

### **3. TENSES**

Ask your child to write down their favourite food which they love to eat on different days.

Example:

Monday - (past) - I ate aloo paratha yesterday.

Tuesday - (present ) - I am eating spinach today.

Wednesday- (future) - I will eat vegetable pulao tomorrow.

#### 4. LEAF HUNT

Ask your child to collect leaves of different trees and make a booklet of same. Help him/ her by telling them to observe and record the differences in them on the basis of size, shape, colour etc. They will be sharing their observations in class.

5. Take two plants in two separate pots. Place both pots outside. Name one pot A and the other pot B. Now, water pot A daily. Leave pot B dry. After four days, see and compare the condition of both the plants. Do you see any difference? Write down and draw the difference you see.

#### 6. आओ मिलाएँ संज्ञा और चित्र

सर्वनाम पर आधारित २० कार्ड बना लें। १० कार्ड पर सर्वनाम शब्द और अन्य कार्ड पर इन सर्वनाम से मेल खाने वाले लोगों की तस्वीरें बना लें। उदाहरण- सर्वनाम "यह" -एक पेंसिल की तस्वीर से मेल करा जा सकता है। सभी कार्ड मेज़ पर उलटे करके रख दें। खिलाड़ियों को दो समूहों में विभाजित किया जा सकता है। प्रत्येक खिलाड़ी दो कार्ड सीधा करेगा। यदि वे मेल खाते हैं तो ठीक है वरना वापस उन्हें उलटा रख देगा। इसी तरह खेल जारी रहेगा। जिसने सबसे ज़्यादा कार्ड मिलाए,वही जीतेगा।

7. पन्नों की एक पुस्तिका बनाइए। उससे तीन भागों में बाँट लें - क्रिया शब्द, विशेषण और वाक्य। प्रतिदिन आपको एक ऐसा क्रिया शब्द व विशेषण शब्द इस पुस्तिका में लिखना है, जिनका प्रयोग आपने उस दिन किया हो। उसके बाद इन दोनों शब्दों का प्रयोग करते हुए, एक वाक्य लिखिए। आपको यह



कार्य ७ दिनों तक करना है । उसके बाद इस पत्रिका को कक्षा में प्रस्तुत कीजिए ।

## 8. ART IN MATHS

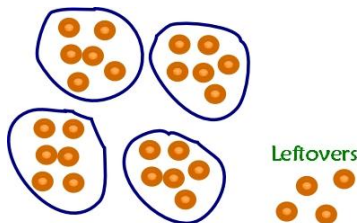
There is an artistic way to practice multiplication facts.

Start with the centre of the flower and write any number 1-9 in the centre. Next, draw 12 petals around the centre, labelling them 1-12. Last, draw another 12 petals and write the product of the centre number and the petal adjacent to the new petal.



## 9. DIVISION GAME

Take 30 or 40 beads or Rajma seeds and a die. Ask your child to roll the die and make groups of that number. For eg. If the number on the die says 6, the children will make groups of 6 and surround them with pieces of threads to separate them as shown in the picture given below.



Help the child to understand that the number of groups formed is the quotient and the leftover beads or seeds is the remainder.

Keep playing this game to give practice with division.

## GRANDPARENTS' FORUM REPORT

Grandparents are a family's greatest treasure, the founders of a loving legacy, the greatest storytellers, the keepers of traditions. Grandparents are the family's strong foundation. Through their special love and care, grandparents keep a family close at heart. On 2<sup>nd</sup> May, 2019, the students of P3 had the wonderful opportunity to meet Mrs. Lalita Rakyan, grandmother of Yashmay Rakyan of P3 A.

She spoke very well and connected with the children easily. She spoke to them about various topics and encouraged them to ask questions. She talked about helping the under privileged and needy. Since she runs a foundation called Ummeed , through which she provides treatment to cancer patients who are economically weaker, she motivated the children to go the extra mile and help the people around them.

The children lined up to ask her questions about her life and childhood. She answered each one of them patiently. We are thankful to Ms. Rakyan, for sparing her valuable time and having this fruitful and warm session with us.



THE PRINCIPAL  
GYAN BHARTI SCHOOL  
N. DECHI

---

3-May-2019

Dear Sir,

I am thankful to you for calling me to interact with children. It was very nice and I liked the discipline and knowledge of the children. I am also thankful to class teachers.

Once again I am really very thankful to you.

Yours Sincerely,

Lalita  
LALITA RAWAN

**Primary Coordinator - Ms. Anupama Chand**

**Dialogue coordinator - Ms. Radhika Jawa**