



UNEDITED WORK- P1



GRANDPARENT FORUM REPORT

CLASS P1

"Grandparents fill the world with love,

It's an honour to spend some time with them."

A Grandparent Forum was organized for the students of class P1 on 10th May, 2019. **Mrs. Sudesh Arora**, the grandmother of Ayaan Arora of class P1 B was our chief guest.

The session began with a brief introduction of the grandparent. It was an interactive session wherein the grandmother shared experiences related to her childhood. She shared a lot of good habits and values that the students should follow. She also narrated a story emphasizing on the importance of respecting our parents and elders.

It was indeed an interesting session. Our heartfelt thanks to our grandparent who kindly consented to come to our school and spent some quality time with our children.



मुझे यहाँ आकर बहुत अच्छा लगा। मुझे यहाँ
बच्चों के बीच कहानी सुना कर बहुत खुशी मिली।
मैं चाहती हूँ ऐसा अक्सर बार-बार मिले कि मैं
यहाँ बच्चों के बीच दो पत्र बितऊँ।

अयान की दादी जी।

Sudesh Arora

Sudesh Arora
(Ayaan's Grandmother)
P1-B

P1 CURRICULUM INPUTS JULY, AUGUST & SEPTEMBER (2019-20)

ENGLISH

JULY

- Enhances the vocabulary using words with 'a', 'e', 'i', 'o' and 'u' sounds (e.g. bat, bed, tip, top, tub) through activities, flash cards, paragraphs and stories.
- Recognizes sight words from posters, banners, wrappers.
- Matches words with pictures.
- Reads and writes short sentences with "ee" sound words.
- Makes and writes short sentences using 'This/That'.
- Recites and sings poems, songs and rhymes and enacts small plays/skits.
- Thinks of new words in series to enhance vocabulary. A chain of words is formed by starting off a word with the last letter of the previous word. e.g. Man ----- nose-----ear.
- Enjoys reading through story books and multiple readers.

AUGUST

- Uses 'is' 'am' and 'are' appropriately with 'one/many' in short sentences.
- Reads short and simple sentences from multiple readers.
- Recites poems with expressions and actions.
- Observes common plants present in the surrounding and writes their names.
- Recognizes the use of 'has' and 'have' in the sentences through stories and paragraphs.
- **List of 'ch' and 'sh' words will be given in the last week of August.**

SEPTEMBER

- Understands the use of a, an, is and are in sentences by reading specific short paragraphs and stories.
- Understands the concept of '**These are..**' and '**Those are.**' through games and reading activities and uses them to describe the given pictures.
- 3) Associates meaning with written words/sentences and illustrations.
- Writes simple words or phrases or short sentences with the help of picture cards.
- Identifies and writes the names of some birds and animals. E.g. cow, deer.
- Reads, writes and understands words with 'ch' and 'sh' sounds through name and reading activities. e.g. ch- Chetna, Chiransh, chalk, chick. sh- Shubham, Sakshi.
- **List of "th" sound and "ll" sound words will be given in the last week of September.**

हिन्दी

जुलाई

- "आ" मात्रा के शब्दों की पुनरावृत्ति |

- आ मात्रा वाले शब्दों और वाक्यों को पढ़ना ।
- जैसे- राम पाठशाला गया ।
- आ मात्रा के शब्दों वाली कहानियाँ और कविताएँ पढ़ना व समझना ।
- आ मात्रा वाले शब्दों से वाक्य बनाना ।

जैसे -कागज - कमला काला कागज रख ।

- विभिन्न पुस्तकों से पठन-पाठन ।
- स्वर 'इ' व 'ई' के शब्दों को पढ़ना व लिखना ।

जैसे - इमारत ,ईद

- **List of स्वर 'इ' व 'ई' के शब्दों and 'इ' की मात्रा words to be given**

अगस्त

- 'इ' की मात्रा के शब्दों को अपने वातावरण में पहचानना ।

जैसे -पिता, किला

- 'इ' मात्रा वाले शब्दों और वाक्यों को पढ़ना ।
- 'इ' मात्रा के शब्दों वाली कहानियाँ और कविताएँ पढ़ना व समझना ।
- 'इ' मात्रा वाले शब्दों से वाक्य बनाना ।
- रोचक कहानियाँ सुनना व पढ़ना ।
- विभिन्न पुस्तकों से पठन-पाठन ।
- **List of 'ई' की मात्रा के words to be given**

सितम्बर

- 'ई' की मात्रा के शब्दोंको अपने वातावरण में पहचानना ।

जैसे -खीर ,परी

- 'ई' मात्रा वाले शब्दों और वाक्यों को पढ़ना ।
- 'ई' मात्रा के शब्दों वाली कहानियाँ और कविताएँ पढ़ना व समझना ।
- 'ई' मात्रा वाले शब्दों से वाक्य बनाना ।_जैसे -नानी खीर पकाकर लाई ।
- रोचक कहानियाँ सुनना व पढ़ना ।
- विभिन्न पुस्तकों से पठन-पाठन ।

- स्वर 'उ' व 'ऊ' के शब्दों को पढ़ना व लिखना ।
- list of 'उ' की मात्रा words to be given

MATHEMATICS

July

- Writes the numerals (0-50) and understanding their relative numberness.
- Learns the number names from 1 - 50.
- Matches the number names to their numerals.
- Applies the concept of before number, after number, in-between number to the numbers 0-30.
- Understands the concept of greater than, lesser than and equal to using signs of greater than and lesser than and equal to. $<$, $>$ or $=$
- Groups the given objects on the basis of different numbers e.g. making groups of 4 pencils each.
- Does all operations for numbers 1 to 50 including addition and subtraction.

August

- Writes the numerals (0-60) and understands their relative numberness.
- Learns the number names from 1 - 60.
- Groups objects like sticks into groups of ones and tens.
E.g. 26 - (2 bundles of 10 sticks each and a group of 6 pencils)
- Understands the concept of place value.
E.g. $25 = 2 \text{ tens} + 5 \text{ ones} = 20 + 5$
- Understands place value of a given digit in a number. e.g. $29 = 9 \text{ ones} = 9$
- Learns backward counting from 10 - 0.
- Does all operations for numbers 1 to 60 including addition and subtraction.

September

- Writes the numerals (0-70) and understands their relative numberness.
- Applies the concept of before number, after number, in-between number to the numbers 0-70.
- Practices grouping of objects under ones and tens. E.g. 30 - (3 bundles of 10 sticks each)
- Associates the concept of grouping to place value while dealing with tens and ones.
- Writes the numbers in the expanded form. E.g.
 $46 = 4 \text{ tens and } 6 \text{ ones} = 40 \text{ and } 6$.
- Writes numbers from the expanded form. E.g. 3 tens and 2 ones = 30 and 2 = 32
- Completes the number sequences. E.g. 23, 24, ____, ____, ____, 28.
- Does all operations for numbers 1 to 70 including addition and subtraction.

E.V.S.

JULY

THEME : WATER

- Talks about different uses of water.
- Names the different water bodies and discusses about different sources of water.
- Observes through simple experiments the different properties of water.
- Observes that some objects sink while some objects float.
- Observes that certain things dissolve in water while others do not dissolve.
- Understands the importance of saving water.

AUGUST

THEME : PLANT LIFE

- Learns the names of some common plants and trees.
- Learns the names of parts of plants and their uses.
- Experiments and identifies the conditions required to grow a plant
 - eg. sunlight, water, air.
- Observes the process of seed germination.
- Discusses the significance of saving trees.
- Talks about the uses of plants and the various products we get from them.
- Observes fruits with one seed and many seeds.

SEPTEMBER

Theme: Animal life

- 1) Observes and discusses about the common animals present around them.
- 2) Appreciates the diversity of animals present in the world and classifies them based on:-
 - Eating habit- plant eating, flesh-eating, animals that eat both and animals that eat other dead animals.
 - Habitat- land animals, water animals, animals that live on both land and water
 - Pet, wild and domestic animals
- 3) Talks about the various body parts of animals and their uses.
- 4) Builds sensitivity towards hunting of animals and the importance of wildlife sanctuaries over zoo through stories.

COMPUTER

July

Learns about four main parts of computer

 **Monitor**

CPU

Mouse

Keyboard



Practical:-Students will learn how to work with mouse to draw basic shapes.

August

Uses of computer

- In School
- In banks
- In hospital
- To Play games etc.

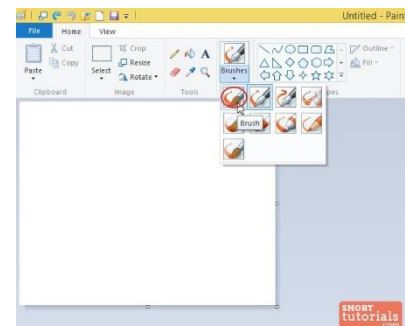


Practical:-Students will learn to draw illustration using basic shape in MS Paint.

September

More drawing tools in MS-PAINT

- Brushes tool
- Coloring Tool
- Spray Tool



CRAFT

- Glitter Bells and Balls with paper cutting and glitter pasting activity.
- Fish drawing and Pencil shaving pasting activity.
- Rabbit drawing and cotton pasting activity.
- Tricolour triangular shaped paper string with cutting and pasting activity.
- Tree making with paper cutting and pasting activity.
- Teacher's day greeting card making with Paper folding and spiral rose bouquet making.
- Diya decoration activity.
- Diwali greeting card making with paper folding and paper diya making with fan folding activity.
- Rangoli making with hand impression with water colour.

CLAY

July

1. Geometrical Design - going to explain / demonstrate children how to make a simplified design with the help of geometrical shapes with slice method.
2. Geometrical Design - as explained to be practiced.
3. Human Body - going to explain children how to make a simplified human being with the help of shapes.
4. Human Body - as explained to be practiced.

August

1. 3 D Head - going to explain / demonstrate children how to make a simplified human head with the help of shapes.
2. 3 D Head - as explained to be practiced.
3. Mask - going to explain / demonstrate children how to make a simplified human mask with the help of oval shape.
4. Mask - as explained to be practiced.

September

1. Handmade pottery-coil method - going to explain / demonstrate children how to make a container with the help of coil method.
2. Handmade pottery - coil method - as explained to be practiced.
3. Handmade pottery-slab method - going to explain / demonstrate children how to make a container with the help of slab method with slices.
4. Handmade pottery - slab method -as explained to be practiced.

PHYSICAL EDUCATION

- develop spatial awareness
- explore and develop the ability to solve tasks individually
- explore non-locomotor skills using music as a stimulus
- explore coordination, manipulation and balance
- handle small equipment using various body parts
- vocabulary, for example jump, hop, slide, rock
- hold their body weight in stillness using various body parts as bases
- be aware of some of the elements of a healthy lifestyle (rest, well-balanced nutrition, exercise etc.
- Observation, imitation and participation
- Touching, feeling and identifying shapes, utility and purpose of the sports equipment
- Travelling-Fundamental Locomotor Skills
- Travelling-Hopping
- Chasing and dodging

P1 DIALOGUE ACTIVITIES (July, August & September 2019-2020)

1. बच्चे अपने माता - पिता की मदद से अखबार , पत्रिका आदि में से पाँच 'आ' की मात्रा के और पाँच 'इ' की मात्रा के चित्र ढूँढ़ेंगे। वे उन चित्रों को एक A4 शीट पर चिपकाएँगे और उनके नाम लिखेंगे।

2. ' आ ', ' इ ', ' ई ' और ' उ ' की मात्रा के १० और वर्णमाला के १० कार्ड बना लीजिए। अब इन कार्डों को बच्चों को दीजिए। बच्चे इन कार्डों का प्रयोग कर विभिन्न शब्दों को बनाएँगे। जो भी शब्द वे बनाएँगे ,वे उन शब्दों को एक A4 शीट पर लिखेंगे।

3.Number Hopscotch

Make hopscotch on the floor of different numbers. Ask the child to take a token and throw it on a number. Now the parent will ask a question related to the number which child will answer as yes or no. For e.g.- if the token falls on number 8. Parent may ask is it greater than 14. The child will answer as NO.

Same hopscotch can be used for playing question answer game. Parent will give a question to the child and he/she has to go and stand on the answer of the question.

4.Learning Addition facts

Take a circular cardboard and write a number on it. Now take lots of ice-cream stick and write different equations like $2+6$, $8+0$, $4+4$ etc. Child will look for them and put them around the correct circular cardboard. For ex- child will put pegs of equations $2+6$, $8+0$, $4+4$, $7+1$ around the cardboard which has 8 written on it.



5.This and That

Let your child look around the things available at home. Help them to frame sentences using This and That. Let them draw the picture as well.

6.Sink or float

Gather different items such as a variety of cans, coins, pencil, etc. and a large bowl of water. Clear plastic tubs also work. Have the children make predictions of what they think will happen. Will it sink or will it float? Have the children take turns dropping each individual item and fill the table.

S.NO.	ITEM	SINK	FLOAT
1.			
2.			
3.			
4.			

7.My water journal-Children can make a journal by folding 4-5 A-4 size paper together and stapling them. They will maintain a record of all the activities they did in which water was used. For example, drinking, bathing, brushing etc.

8.I am a gardener

Observing a plant growing is a pleasure itself. Encourage your child to sow seed\seeds and watch the seed grow through each phase.

9.I like _____ (animal)-Children will make a booklet on their favourite animal in which they will write all the information they know or they have gathered. This can include colour, eating habits, habitat, habits of the animal. Encourage the child to make the cover page of the booklet with a drawing of that animal.

10.Long and Short Vowels

Collect or cut pictures from magazines, newspaper, books etc. of short and long vowel sound. Take a chart divide it into two parts. Write the headings on one side long vowel sound and on the other short vowel sound. Revisit the vowel sounds with your child and then help them place the collected pictures under the correct heading while pronouncing the same.

For Example, Bat has short 'a' (vowel) sound and Cake has a long 'a' sound.

