

## CLASS P2

### CURRICULUM INPUTS FOR JULY, AUGUST, SEPTEMBER (2019-20)

#### ENGLISH

##### July-August

- Understands the correct usage of pronouns like he, she, it, her, his, him etc. in place of nouns.

For e.g. Reena is a good dancer.

She enjoys dancing.

She loves to dance with her friends.

**She** and **her** are called pronouns.

- Punctuates using capital letter, full stop, comma and question mark in the given sentence.

For e.g. the teacher gave books to ravi riya and raj

The teacher gave books to Ravi, Riya and Raj.

- Understands the usage of **action** words. For e.g. clean, cook



She cleans her room.

He cooks tasty food.

- Recognizes the correct usage of **tenses** .For e.g.

Aryan **sings** a song. ( simple present tense)

Aryan **sang** a song. ( simple past tense)

Aryan **will sing** a song. (simple future tense)

##### September

- Learns to write using **cursive** strokes.
- Enriches the vocabulary with the **synonyms** and **antonyms**.

For e.g. large x big/huge (synonymn)

fast x slow (antonymn)

- Reads simple story books and presents them orally in the class.
- Reads the comprehension passage and answers the given questions.
- Listens to stories, recites short poems and sings songs with understanding.
- Writes few sentences on any given picture.( picture composition)

## हिंदी पाठ्यक्रम

### जुलाई-अगस्त

- सर्वनाम शब्दों को पहचानना व उनका प्रयोग करना ।
- १ से २० तक की गिनती को अंकों व शब्दों में लिखना ।
- विराम चिन्ह (। , ?) - अनुच्छेद व वाक्यों में सही विराम चिन्हों का प्रयोग करना।
- विशेषण -अनुच्छेद में दिए गए विशेषण शब्दों को पहचानना व लिखना ।
- लिंग बदलो - स्त्रीलिंग व पुल्लिंग शब्दों को पहचानना व लिखना ।

### सितंबर

- एक-अनेक- दिए गए संज्ञा शब्दों को एक या अनेक में बदलना ।

जैसे: लड़की- लड़कियाँ

- चित्र वर्णन ।
- अपठित गद्यांश पढ़कर सम्बंधित प्रश्नों के उत्तर लिखना ।
- रोचक कहानियाँ व कविताएँ पढ़ना व सुनाना।

## MATHEMATICS

### July-August

- Numbers up to 400 with all the concepts.
- Solves problem sums on simple addition and subtraction.
- Uses the concept of place value in comparison of numbers.
- Understands the concept of 'Even and Odd numbers'.
- Recognizes numbers as even and odd and can classify them accordingly.

➤ Addition with carry over -

- Applies the concept of place value to solve the sums on addition with carry over.
- Seeks answers for sums on addition with carry over under the given format of H T O.

## September

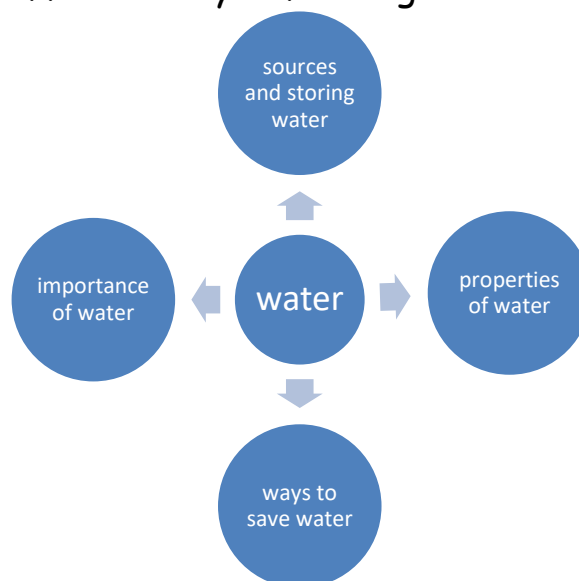
➤ Subtraction with borrowing

- Identifies situations under subtraction where borrowing is required.
- Seeks answers for sums on subtraction with borrowing under the given format of H T O.
- Attempts mental math activities.

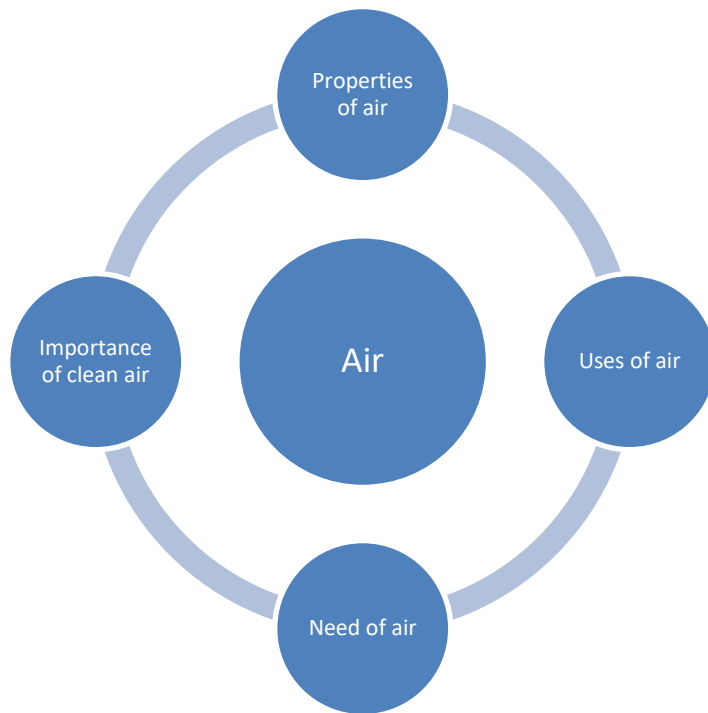
## E.V.S

### July: Water

- Discusses about the sources of water on earth.
- Discusses the importance and uses of water in our daily life.
- Finds about the properties of water by experimenting.
- Talks about the sources of water and storing water.
- Understands the various ways of storing water.
- Learns about the ways to keep water clean.
- Learns about different ways of saving water.

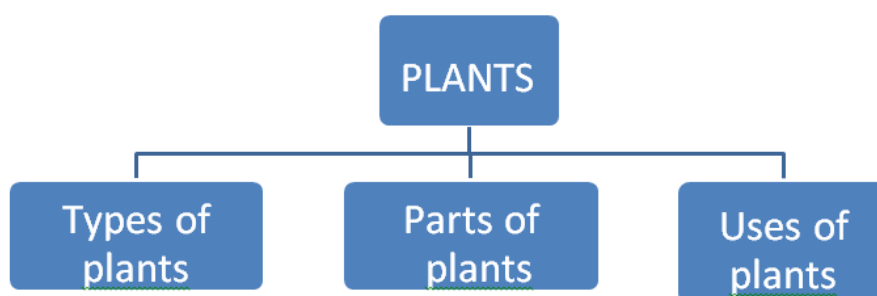


## Air



- Discusses about the importance of air.
- Finds about the properties of air.
- Discusses and writes about uses of air.
- Understands the importance of clean air.

### August : Plant life

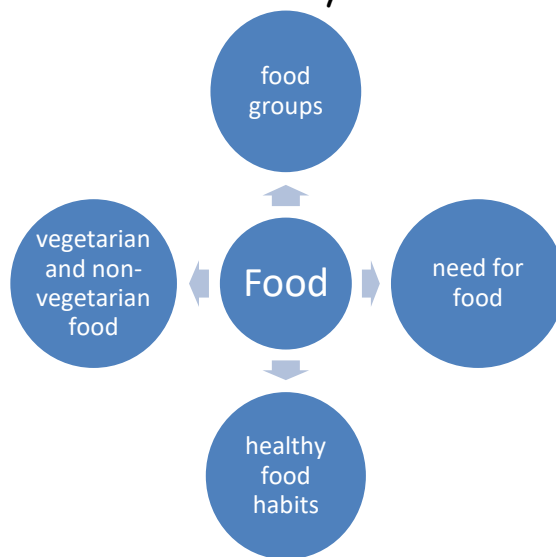


### August - Plant life

- Recognizes the various parts of the plant and their functions.
- Identifies and names different types of plants.
- Observes and understands the process of seed germination.
- Talks about uses of plants and various plant products.
- Discusses about fruits with one or many seeds.
- Learns about the edible parts of the plant.

## September - Food

- ❖ Understands the need for food by all living things.
- ❖ Plans out different meals of the day.
- ❖ Discusses about the food groups and importance of healthy food.
- ❖ Differentiates between vegetarians and non-vegetarians.
  
- ❖ Talks about the importance of water in our diet.
  
- ❖ Appreciates and follows healthy food habits.



## CRAFT

### July

- ❖ Tiger's face- mask making (National animal: cutting and pasting activity)
- ❖ Dolphin toy making with disposable glass/disposable bottle with cutting, pasting and colouring activity
- ❖ Lotus flower making with cutting and pasting activity

### August

- ❖ Crocodile paper toy
- ❖ Flying bird hanging (paper cutting and colouring)
- ❖ Bow making (cutting and circles)

### September

- ❖ Making bow (origami)
- ❖ Making bow (paper folding)
- ❖ Butterfly (fan folding)

## ART

- ❖ Back to school from full of fun holidays.(Draws and colours his/her expressions)
- ❖ I love to play in rainy puddles with my friends. (Draws and colours his/her expressions)
- ❖ Prints colourful dancing peacocks with his/her tiny little hands.
- ❖ Draws and colours a scenery of his/her choice on TV screen.
- ❖ Teachers day related drawings.
- ❖ Draws and colours his/her pet.(Save and love animals)

## CLAY

### JULY

- ❖ Composition - Composing something seen during holidays which you think can be made with clay.
- ❖ Solid shapes - Creates something with the help of any three to five solid shapes of his/her choice.
- ❖ Relief - Makes a slab and creates something on top of that.
- ❖ Pottery coil method - makes a container with the help of coil method.

### AUGUST

- ❖ Pottery slab method - makes a container with the help of slab method with slices.
- ❖ Animal figure - makes a simplified animal of his/her choice to keep in mind shapes as explained earlier which you have seen.
- ❖ Bird figure - makes a simplified bird of his/her choice to keep in mind shapes as explained earlier which you have seen.
- ❖ Small creatures - Makes a creature with the help of shapes.

## COMPUTER

### July

#### Types of computers.

According to size

- Desktop
- Laptop
- Notebook
- Palmtop

Practical:- Students will draw in Ms paint on give topic.

## August

### Parts of Computer

1. Identifies Main parts of a computer
  - Monitor
  - Keyboard • Mouse • CPU
2. Functions of each part.

## September

### Uses of Computer

1. Tells various uses of computer
  - Plays games on a computer
  - Types of computer
  - Makes drawings
  - Uses of internet
2. Practical:-Students will write about the uses of computer in Ms paint.

## **MUSIC**

Following songs will be done:-

- Takat watan ki hum se hai....
- I think you're wonderful...
- Dhitang dhitang bole....
- There shall be shower of blessings....
- Revision of previous songs learnt....

## **GAMES**

- Develops spatial awareness.
- Explores and develop the ability to solve tasks individually.
- Explores non-locomotor skills using music as a stimulus.
- Explores coordination, manipulation and balance.
- Handle small equipment using various body parts.
- Learn a variety of movements to form a basic movement.
- Create small movement patterns.
- Explores different ways of moving with small equipment.
  
- Making them aware of safety aspects while exercising.
- Travelling in different ways.

- Travelling to Dodge
- Travelling with different locomotor skills
- Balancing in different body shapes.
- Transferring weight from feet to hands.

### REPORT ON GRANDPARENT'S FORUM

***"Nobody can do for little children what grandparents do. Grandparents sort of sprinkle stardust over the lives of little children"***

**'A salute to our Roots'**

On 9<sup>th</sup> May , 2019 we invited Mrs. Mukhopadhyay, retired Govt. School Teacher. She is the paternal grandmother of Rudit Mukhopadhyay of class P-2 E. She began the session with a talk on summer season where she told the children a few Do's and Dont's to be followed during the season. She narrated two stories "Mithu The Parrot" and "चूहे और उसकी टोपियाँ" which children enjoyed a lot. She also asked the moral of the story from the children. Children were very engrossed in her story telling and enjoyed the session thoroughly.

It was an interactive, enriching and enlightening session.

#### Feedback from Mrs. Makhopadhyay

Dear Madam,

I would like to thank you for giving me the opportunity to come to school and interact with children. It was a great honour and overwhelming experience for me to be there in my grandson's school. I had a wonderful time interacting with the little ones and was too amazed to see the participation from the children and their interpretation of the story. They came up with so many morals, all of them perfectly apt. Look forward to many more of these kind of opportunities with our future generation.

Regards

Mrs. Mukherjee

(Rudit's grandmother)





## SUGGESTED ACTIVITIES

### 1- RELAY RACE

Write a list of pronouns on the sheet (I, you, he, they, she, it) and now give few action words to your child and ask him/her to frame sentences using the same pronoun and the action word.

- For eg: I(pronoun) and play (action word)
- Sentence: I am playing football with my friends.

Write down 10 sentences and underline the pronouns with red coloured pencil and action word with blue coloured pencil.

## **2-DUMB CHARADE GAME:**

Make 10 flash cards using the action words (writing, walking, playing etc), you can paste and draw the pictures for making the flash cards.

Now, put the flash cards in any box or jar and play a dumb charade game with your family members.

Child will enact the action words and guess the same and further, the child can frame the sentences using the same action word.

## **3 Let's explore the food items-**

Encourage your child to make cards of different food items that includes-fruits, vegetables, pluses, milk products, junk food etc. Further encourage them to-

a. label all the cards.

b. make broad categories like - Different food groups - healthy and unhealthy food, protective food, body-building , energy-giving food.

c. Find out facts about any 5 food items like - season, colour, most found in which region etc. Write them on an A4 size sheet.

## **4 Touch and Taste the mystery food**

Blindfold the child and ask them to touch food that they're familiar with to discover its texture, shape and size. Parents may use a mango, watermelon or turnip. After touching allow them to taste, ask them if they recognize the mystery food. If they can recognise they won the game of finding the mystery food.

## **5 Walking water**

It will be great to enhance the curiosity of our children. Let's try to encourage them with the experiment.

Set up an arrangement of 5 glasses. Fill the alternate glasses with different coloured water. Put different tissues across the classes. The water will gradually flow from the filled glasses to the empty ones.

## **6 आनंद के पल-**

हर व्यक्ति को किसी न किसी चीज़ से खुशी मिलती है। जैसे - मौसम, मनपसंद खाना , विशेष पोषक आदि । उस विशेष वस्तु के विषय में कुछ पंक्तियाँ लिखिए। हर वाक्य में एक विशेषण शब्द अवश्य लिखिए।

7 गर्मी की छुट्टियों में यदि आप को अपने देश में किसी जगह या विदेश में घूमने जाने का अवसर मिला हो तो उस स्थान से संबंधित कुछ वाक्य लिखिए। उस जगह के चित्र चिपकाइए और कोई एक रोमांचक किस्सा लिखिए ।

8 Place value- Are the numbers of the letters in your name ODD or EVEN ?

Make a list of all the family members stating the number of letters in their names and writing whether they are in odd or even number. Put them under the headings given below:

For eg,

First name	Relation to you	No. of letters	Odd/Even
Gauri	mother	5	Odd

9- Guess the number.

Roll the dice and ask the child if the sum of the two dice is even or odd. Make a list of the numbers and check whether the child has been able to guess all correctly.

For eg,



$2 + 1 = 3$  i.e. the number is odd