

P1 CURRICULUM INPUTS APRIL-MAY (2019-20)

ENGLISH

- Identifies the meaning of small words by looking at the corresponding pictures e.g. pen, book, fish, etc.
- Reads and understands short sentences e.g. A cat is on the mat.
- Talks about himself/herself e.g.-My name is Anuj.
- Reads simple stories and narrates them in the class.
- Attempts to label his drawings.
- Associates pictures with correct words and sentences.
- Reads simple sentences consisting of 'and' and 'on'.
e. g. A cat and a dog are friends.

The cat sits on a mat.

- Knows the names of the members of the family.
- Writes simple words and sentences eg. My name is Pooja.
- Writes rhyming words eg. **cat-mat-bat-rat**
- Reads and writes short sentences with "oo" sound words.
- Makes and writes short sentences using 'This/That'.




हिन्दी

- अपने अनुभव और विचार बताने की उत्सुकता जगाना ।
- बच्चों में दूसरों की बात सुनने की रुचि व धैर्य जगाना ।
- बच्चों में अपनी मातृभाषा का प्रयोग करने का अवसर देना ।
- वर्णमाला के व्यंजनों को क्रमानुसार बोलना व लिखना।
- चित्र देखकर अ मात्रा के शब्द पहचानना । जैसे - फल, कमल
- स्वर 'अ ' और 'आ ' के शब्दों को पढ़ना व लिखना।
- अ मात्रा के शब्दों और वाक्यों को पढ़ना व लिखना ।
जैसे - रमन अचकन पहन ।
- रोचक कहानियाँ सुनना व सुनाना ।
- अपने वातावरण में स्थित वस्तुओं व स्थानों के हिन्दी में नाम जानना ।
जैसे - छत, थरमस, शरबत
- 'आ ' की मात्रा के शब्दों को अपने वातावरण में पहचानना । जैसे -कान , काला, गमला
- आ मात्रा वाले शब्दों और वाक्यों को पढ़ना । जैसे- राम पाठशाला गया ।
- अपने अनुभव व अपने परिवार के बारे में अपने भाव व्यक्त करना ।



MATHEMATICS

- Recapitulates the pre number concept like- Does one to one correspondence of material, pictures and both together.
- Counts the given material (1-20).
- Writes the numerals (1- 20).
- Understands and uses the concept of before, after and between numbers of numbers 1 - 20.
- Develops and uses vocabulary of spatial relationship (Top, Bottom, On, Under, Inside, Outside, Above, Below, Near, Far, Before, After)
- Sorts and knowing basic 2-D shapes like square, circle, triangle and rectangle.
- Understands the concept of zero (0).
- Understands the value of a given number and associates it with objects and pictures.
- Does all operations for numbers 0 to 20 including addition and subtraction.



E.V.S.

THEME: MYSELF

- Introduction games like "King and queen" and talks about himself and herself.
- Talks about the various emotions child goes through. e.g. *When do I feel angry? When do I feel happy? What makes me cry? When did I feel surprised?*
- MY BODY- Identifies different external body parts and their functions.
- Learns about the significance of the five sense organs and their functions.



BASIC LIFE SKILLS

- Understands the importance of *personal hygiene- taking a bath, brushing teeth etc.*
- Learns how to wear uniform- belt, shoes and the importance of keeping them clean throughout the day.
- Understands the importance of using polite words-sorry, thank you, please and uses them while talking to others.



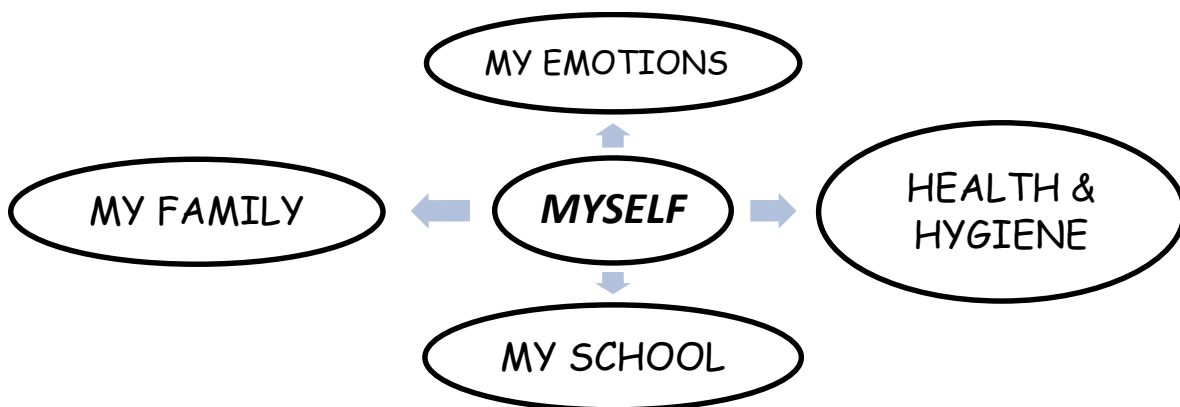
Theme: My family

- Differentiates between family types as a "big" family and a "small" family and places his/her family in one of the above categories.

- Understands and appreciates the importance of living together as a family.
- Understands the relationships and bond between different family members of a family.
- Understands the contributions of different members of a family by enacting out their roles.
- Talks about how they help their family members

MY SCHOOL AND CLASSROOM

- Talks about the things present in the classroom and their use.
- Draws and shares his/her views about a dream classroom.
- Observes and names various rooms/areas in the school and also the people who help us in school.
- Knows his/her residential address and his/her parent's telephone number.



COMPUTER

APRIL

First visit to Computer

🚦 Lab Rules of Computer

🚦 Room

MAY

🚦 What is a MACHINE?

🚦 What is a Computer?



Practical: -Students will learn how to work with mouse.

CRAFT

APRIL

- Draw line patterns with scale and pencil and colour the gap
- Draw straight line with scale and paste them(Newspaper square)
- Camel making with pencil and wood shaving pasting activity

MAY

- Draw circle with bangles (cutting ,colouring and pasting activity)
- Tricolour chain (drawing straight line with scale,cutting and pasting activity)
- Smiley making with newspaper square (colouring,cutting and pasting activity)

ART

APRIL AND MAY

- Draw a big smiley face fill it with primary colours (red, yellow and blue).
- Draw rainbow waves.
- Write first letter of your name. Draw and colour a object from the same letter. example, A for apple.
- Draw my favourite TOY
- Draw My loving mom (Happy mother's day)
- Draw me and papa together having fun...



CLAY

APRIL

- Introduction - going to explain children how to control themselves and think of things.
- Introduction - as explained to be practiced.
- Forms & shapes - going to explain children how to acquire different types of shapes & forms with the help of clay ball method.
- Forms & shapes - as explained to be practiced.

MAY

- Geometrical forms & shapes - going to explain children how to make geometrical forms & shapes with the help of clay ball method.
- Geometrical forms & shapes - as explained to be practiced.
- Simple Geometrical design - going to explain children how to make a simplified design with the help of slice method.
- Simple Geometrical design - as explained to be practiced.

MUSIC

- Understands and applies the notes of the music (*alankars*)
- Recites school's prayer and national anthem with precision
- Songs to be done
 - School song (*ek naveen drishti...*)
 - *sab mil ke sathi hum gayain...*

GAMES

- Develop spatial awareness
- Develop gross motor skills
- Develop creative skills through movement.
- Learns the skills of Walking, Running , Chasing, Dodging
- Develops body control and spatial awareness through activities like get lost, meditation, draw your path, look up etc.

P1 DIALOGUE ACTIVITIES (APRIL-MAY 2019-2020)

1. 'My booklet' -

Encourage and help your child to make a thin booklet about myself. The booklet will comprise:

- Name
- My family members
- Things I enjoy doing
- Food I like
- My favourite toy

2. It is very crucial to build basic **like skills** in our children. Help them to acquire the same.

- Encourage your child to fold his/her clothes.
- Encourage them to wear clothes on their own.
- Ask them to fill their water bottles.

3. Collage making -

'My School '- Kindly provide them with the pictures used at home and at the school.

Encourage them to sort and paste the things they see/ use in the school.

4. Memory game (Hindi)

हिंदी वर्णमाला के छोटे कार्ड (2cm * 2cm) बनाएं। सेट से किसी भी तीन अक्षर को चुनें। बच्चे को अक्षर दिखाओ। अब एक कपड़े या एक ट्रे के साथ अक्षर को कवर करें और सेट से किसी एक अक्षर को हटा दें। जब अक्षरों को उजागर किया जाता है, तो आप बच्चे को लापता अक्षर बताने के लिए कहेंगे। कठिनाई स्तर बढ़ाने के लिए, आप 4-5 अक्षर का उपयोग कर सकते हैं।

5. हिंदी वर्णमाला के दो चार्ट पेपर लीजिए | एक चार्ट पेपर को मोटे कार्डबोर्ड के ऊपर चिपका दीजिए और सारे अक्षर काट लीजिए | बच्चे को एक - एक करके अक्षर बोलिए | बच्चा कार्डबोर्ड वाले अक्षरों को दूसरे चार्ट पेपर के ऊपर सही अक्षर पर रखेगा |

6. Cut This Calendar

Material required

- An old calendar
- Envelope

Procedure

- Cut any old calendar into small squares with dates on them. Mix the cards and spread them out in front of your child.
- Encourage your child to arrange all the numbers in the correct order.

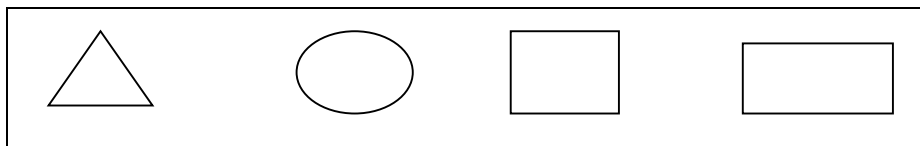
1	2	3	4	5
6	7	8	9	10
11	12	13	14	15
16	17	18	19	20

- Keep the calendar pieces in the envelope for further practice any time.

7. Cut different **shapes** like triangle, circle etc.

Give instructions to your child to arrange shapes like

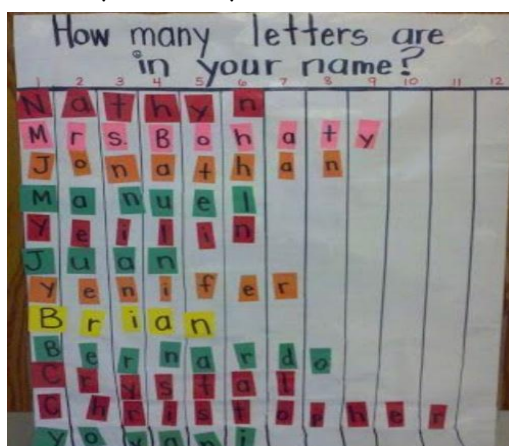
- Keep the triangle between circle and rectangle.
- Keep the circle before square.



This small exercise will help your child to understand after, before and in-between.

8. How many letters are there in your name?

Children will understand the number of letters in their Name. They can repeat this activity with their grandparents, friends, etc.



Primary Co-ordinator - Ms. Anupama Chand

P1 Co-ordinator - Ms. Swati Sachdev