

P4-CURRICULUM INPUTS FOR THE MONTH OF APRIL/MAY

ENG

- Recalls the definition of noun.
- Classifies the noun into its various types-proper, common and collectives {as learnt in the previous class}
- Students will be able to identify collective nouns and distinguish them from other types of nouns.
- Recalls and demonstrate the use of more common, countable and uncountable nouns from the immediate and extended environment.
- Identifies and uses collective nouns
- Recalls the definition of pronouns from memory of previous knowledge.
- Learns the concept of personal pronoun.
- Classifies personal pronouns into subject pronouns and object pronouns.
- Understands the usage of the personal pronouns to bring out its meaning in a specific context.

Reads and comprehends stories given in Multiple Readers.

- Recites poems with proper intonation and expression.

HINDI

- वर्णमाला की पुनरावृत्ति करना ।
- शब्दों का वर्ण - विच्छेद करना ।
जैसे - व्यक्ति- व् +य् +क् + त् + इ
- अनुस्वार वाले शब्दों व अनुनासिक वाले शब्दों की पुनरावृत्ति करना ।
जैसे - पंखा , कंघी , चाँद, दाँत
- संज्ञा के भेदों की पुनरावृत्ति करना (व्यक्तिवाचक, जातिवाचक)
- भाववाचक संज्ञा का ज्ञान
- संज्ञा, सर्वनाम और विशेषण शब्दों से भाववाचक संज्ञा बनाना ।
- लिंग परिचय , लिंग परिवर्तन ।
- वचन बदलना ।

- चित्र वर्णन
- विभिन्न पाठ्य पुस्तकों से कहानी एवम् कविता पढ़ना और उनमें प्रयुक्त नवीन शब्दों का ज्ञान, वाक्य- रचना ,व्याकरणिक अभ्यास, प्रश्नोत्तर, अन्य क्रियाकलाप, श्रुतलेख और गद्यांश श्रुतलेख ।

MATH

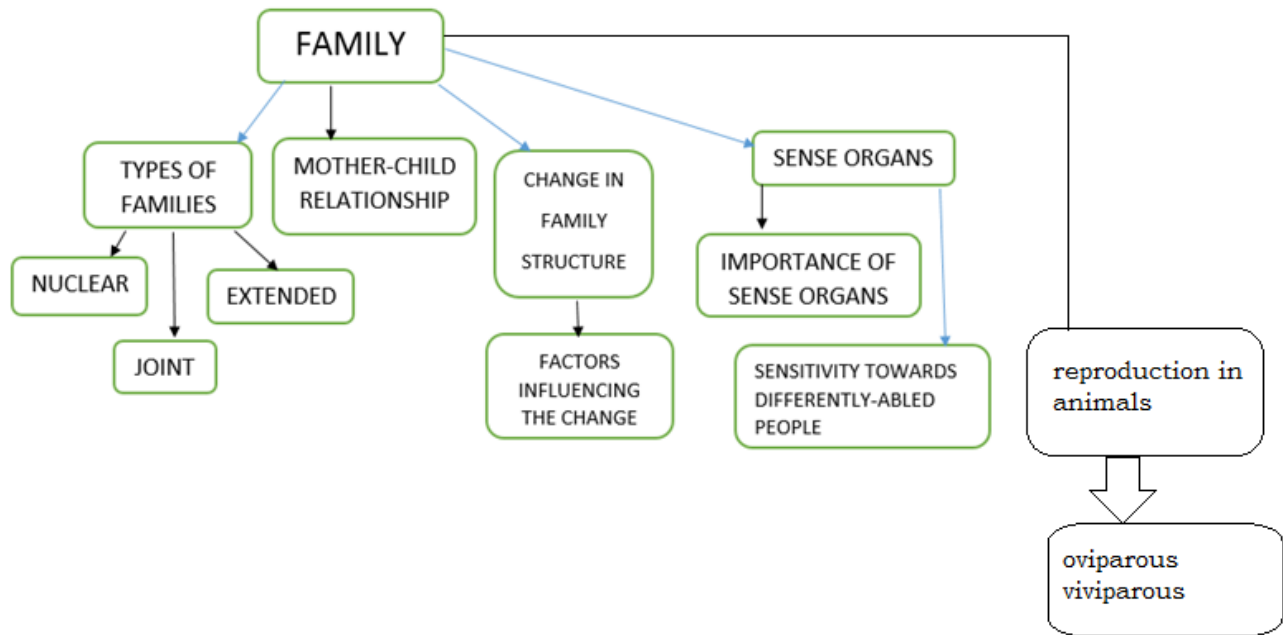
Recalls numbers up to 4 digits (including smallest and largest 4 digit numbers)

Relates the previous knowledge to numbers up to 6 digits.

- Understands the difference between Place Value and Face Value.
- Arranges 6 digit numbers according to Indian Place value system of numeration.
- Practices ascending-descending, expansion of numbers and writes the number names of 6 digit numbers.
- Solves questions based on addition, subtraction, multiplication and division (four basic operations) of large numbers.
- Comprehends and solves word problems involving all the operations based on real life situations.
- Frames word problems based on various operations.
- Estimates/ Rounds off given numbers to nearest 1000's and 10,000's.

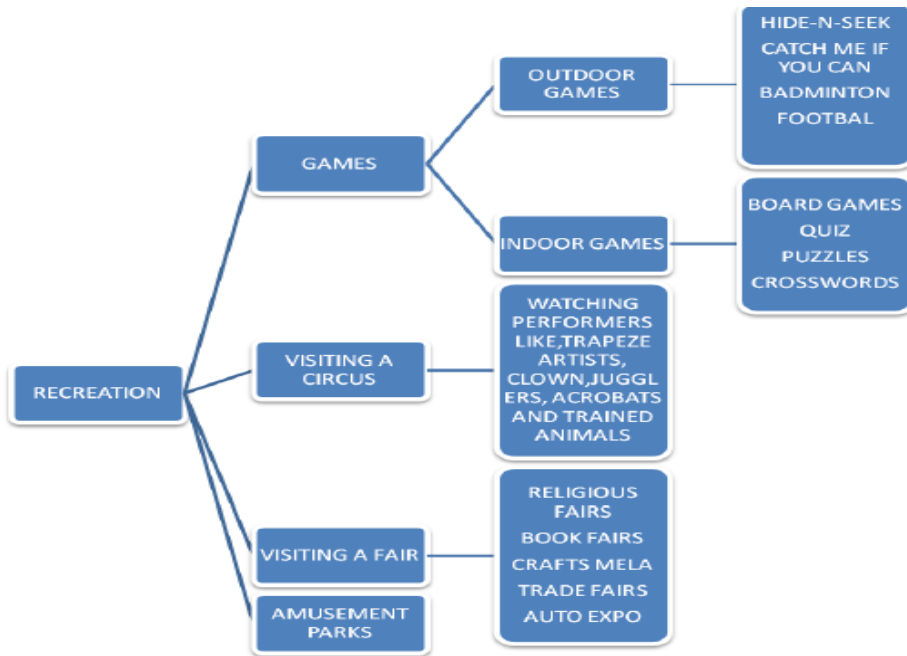
EVS

THEME: Family and Friends



- Differentiates between types of families.
- Identifies relationship with and among family members in extended family.
- Recollects and shares occasions when extended families meet.
- Understands the changes in family structure with time.
- Appreciates the mother - child relationship.
- Learns about reproduction in animals and their lifecycles.
- Expresses sensitivity towards differently-abled people and problems they face.
- Differentiates between good and bad touch.

Theme : Work and Play



- Lists different outdoor & indoor games.
- Understands the idea of fair-play and develops team spirit.
- Discusses the various avenues of recreation around us.
- Recognizes the different professions around us and understands how they are dependent on each other.

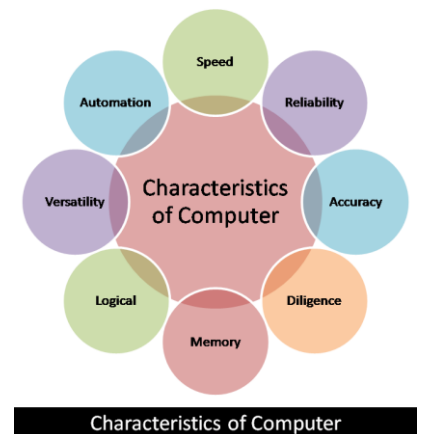
COMPUTER

Classification of computer

- Input Devices
- Output devices

Characteristics of computer

- Speed
- Accuracy
- Reliability
- Logical
- Memory



SANSKRIT

- मौखिक - छात्रों को लिंग व वचन का ज्ञान करवाना।
- छात्र पहली बार संस्कृत लिखना सीखेंगे।
- लिखित- पुल्लिंग एकवचन का ज्ञान करवाते हुए पुल्लिंग एकवचन के शब्द लिखवाना।
- पुल्लिंग एकवचन के शब्दों के साथ एकवचन की क्रिया लगाकर वाक्य बनाना सिखाया जाएगा।
- पुल्लिंग एकवचन के शब्दों के आधार पर कार्ययोजना-9 करवाई जाएगी।
- श्लोक- हस्तस्य भूषणम् दानम्
- श्लोक - अपरं भवतो जन्म.....
- संस्कृत संभाषण के वाक्य
- कक्षा पी. ३ के श्लोकों को भी दोहराया जाएगा।

CRAFT

- 3d Flower Making
- Folder Making
- Clock Design
- Flower Pot Painting
- Tree Plantation Activity

ART

- Write and decorate your name and class. Make it colourful, bright and interesting with your creativity..
- Poster making on Earth day spreading awareness by taking small steps..
- Write a quote on art by Spanish famous Artist Pablo Picasso...
- Draw and colour a story board based on Panchatantra...
- Storybook cover making... Colourful and attractive..

CLAY

- Composition-making anything of his/her choice.
- Pottery wheel - understands about a potter's wheel, kinds of wheels used and its working.

- Human body - learns how to use clay to show divisions of human body.
- 3 D head - learns how to use clay to make a 3-D representation of a human head.

MUSIC

- Understands and applies the notes of the music (alankars)
- Recites school's prayer and national anthem with precision
- Songs to be learnt
- School song (ek naveen drishti...)
- sab mil ke sathi hum gayain...

SPORTS/GAMES

- Develops the basic techniques of jumping, throwing and running events
- Learns the basic safety rules in athletic events.
- Develops coordination, manipulation, balance and spatial awareness
- Travels with a partner: Matching pathways
- Dodges Stationary obstacles (People Dodge)

Activities



1. Use apple shaped sticky notes to add words to your vocabulary as the child will explore collective nouns throughout the day and paste them on a slam sheet.

2. Searching and Exploring Nouns

Find nouns throughout your home. Keep a record of all the nouns and write them on the cards with drawings or pictures on the back and bind them together into a noun dictionary. Draw a table and place all the nouns under appropriate heading

3. बचपन का दूसरा नाम ही है शरारतें | फिर भी हम यह कल्पना तक नहीं करना चाहते कि कभी हमारे बड़े- बुजुर्ग भी अपने बचपन में शरारती रहे होंगे| अरे! हाँ- हाँ सभी अपने बचपन में नटखट और शरारती होते हैं| तो चलो, क्यों न हम भी अपने माँ से उनके बचपन की शरारतों वाले किस्से सुनकर ,उन्हें उनकी बचपन की यादों को ताज़ा करने में उनकी मदद करें| यदि संभव हो तो अपनी माँ की बचपन की तस्वीर भी चिपकाइए और उनके बचपन के किस्से को अपने शब्दों में स्लैम शीट पर लिखिए।

नोट- अपने नाना –नानी से पूछिए कि आपकी माँ की कौन-कौन से आदतें और शकल (आँख, नाक, कान, कद इत्यादि) किस-किस से मिलते-जुलते हैं| इसकी कक्षा में परिचर्चा होगी |अब इस किस्से में आए व्यक्तिवाचक, जातिवाचक और भाववाचक संज्ञा छाँटकर लिखिए।

4. संज्ञा अंताक्षरी

संज्ञा अंताक्षरी खेलने के लिए परिवार के सभी सदस्यों को एक साथ मिलकर खेलना होगा। इस खेल की शुरुवात कोई भी कर सकता है। पहला सदस्य जिस संज्ञा शब्द का चयन करेगा दूसरा सदस्य उसी शब्द के आखिरी अक्षर से दूसरा शब्द बनाएगा। इस प्रकार यह क्रम चलता रहेगा जब तक सभी सदस्य हार न जाए। इस प्रकार कम से कम १५ से २० शब्दों के शब्दावली तैयार करें। इसी खेल को आगे बढ़ाते हुए इसे कक्षा में खेला जायेगा। इसके लिए आपको अपने माता- पिता की सहायता से तीन ' बॉक्स ' बनाने होंगे। प्रत्येक बॉक्स पर व्यक्तिवाचक , जातिवाचक और भाववाचक लिखकर अंकित करें। क्रिया -कलाप के लिए तीनों बॉक्स और संज्ञा शब्दों की पर्चियाँ विद्यालय लेकर आएँ।

5. Make a deck of fact family triangles as shown for tables of 13 and 14 Eg: $14 \times 1 = 14$ (14 written on the top) , followed by $14 \div 1 = 14$ and $14 \div 14 = 1$ on the two sides of the triangle as shown. (seen in the same card) Similarly, $14 \times 2 = 28$ (28 is written on the top), followed by $28 \div 14$ and $28 \div 2$ on the two sides of the triangle as shown.



6. Decoding NUMBERS

Use the code to find the numbers.

A	B	C	D	E	F	G	H	I	J	K
0	1	2	3	4	5	6	7	8	9	10

Write the number for each letter to find the answer.

$B \times H$

$D \times J$

$C \times I$

$A \times H \times K$

$E + F + D$

$A + D + J$

$I + C + K$

7. (This activity aims at sensitizing children about some special people)
 Blindfold yourself for some time in the presence of your elders at home. Try to perform all the tasks you do from morning till night.
 What difficulties would a differently abled person face in doing the same tasks?

8. Spend time with your grandmother and find out about her childhood, when she got married and also about your mother childhood stories from your grandmother. Make a card for your grandmother and mother. Surprise them by expressing your feeling for them.

PRIMARY COORDINATOR

MRS ANUPAMA CHAND

DIALOGUE COORDINATOR

MRS DEVJA CHHABRA