

P1

FOOD MELA REPORT

Our school believes in holistic development of children. We believe that a healthy mind and a healthy body go hand in hand. In keeping with this view the teachers of class one organized ' Foodmela ' for the students on 18.12.18. Where in children brought home cooked Rajma, rice, parathas, gajar halwa and sliced salad.

The Mela began with a song on healthy eating ,a street play and also with a discussion on good habits and bad eating habits. The importance of food was discussed and the importance of community eating was explained to them too. The tiny tots not only loved eating the food but took delight in finishing their portion completely. Later, they were guided to clean their utensils themselves.



GRANDPARENT FORUM

GRANDPARENTS ARE
BLESSINGS.....!!!!



दादी- नानी की
कहानियाँ

Grandparent of Sachit P1 B was invited to our school for Grandparent Forum session on 28.12.2018. She narrated a beautiful story of a bunny rabbit. All the children were engaged in the story. She also discussed about moral values and encouraged children to grow up into kind human beings. It was a pleasure to have her here. We all thoroughly enjoyed her session.



It is my pleasure to come to the school to have a nice time with children of P1 B. I interacted with them, it was a general discussion. I narrated a small story to them. I suppose children enjoyed the story. I received full response from the children. It was a nice experience.

Vijay Laxmi Gupta

JANUARY-FEBRUARY-MARCH

ENGLISH

JANUARY

- Punctuates sentences using capital letters and full stop.
- Classifies words according to the gender.
- Learns opposites of common words.
- Reads and writes names of days of the week and months of the year.
- Reads sentences fluently with correct pronunciation and diction.
- Reads simple sentences from flash cards, multiple readers, storybooks, signboards pictures in oral and written form using simple sentences.
- Expands his/her vocabulary by and newspaper clippings.

FEBRUARY

- Expands his/her vocabulary by learning words with 'er' sound including the names of different helpers around us like the carpenter, the gardener, the teacher, etc.
- Classifies words according to various sounds.
- Writes 1-2 creative sentences about given pictures .
- Writes simple creative sentences on given topics. E .g. My friends.

MARCH

- Describes different events in school.
- Sequencing of a story.(First, Then, Later)
- Writes 3-4 sentences on a given picture or a topic.
- Revision of all previously learnt concepts.

HINDI

JANUARY

- स्वर ' ओ' व ' औ' के शब्दों को पढ़ना व लिखना |
 - जैसे - ओखली , औरत
- ' ओ' की मात्रा के शब्दों को अपने वातावरण में पहचानना |
- रोचक कहानियाँ सुनना व पढ़ना |
- विभिन्न पुस्तकों से पठन-पाठन |
- ' ओ' मात्रा वाले शब्दों और वाक्यों को पढ़ना |
- ' ओ' मात्रा के शब्दों वाली कहानियाँ और कविताएँ पढ़ना व समझना |
- ' ओ' मात्रा वाले शब्दों से वाक्य बनाना |

FEBRUARY

- ' औ' की मात्रा के शब्दों को अपने वातावरण में पहचानना |
 - जैसे - कौआ
- औ मात्रा वाले शब्दों और वाक्यों को पढ़ना |
- 'औ' मात्रा के शब्दों वाली कहानियाँ और कविताएँ पढ़ना व समझना |
- 'औ' मात्रा वाले शब्दों से वाक्य बनाना |
- रोचक कहानियाँ सुनना व पढ़ना |
- विभिन्न पुस्तकों से पठन-पाठन

MARCH

- ऋ मात्रा वाले शब्द (Introduction)
- जैसे- मृग , नृप
- कहानियाँ और कविताएँ लिखने का प्रयास करना |
- चित्र वर्णन |
- दिए गए विषय पर बोलना और लिखना |

MATHEMATICS

JANUARY

- Solves word problems involving addition and subtraction.
- Mental math involving addition and subtraction.
- Understands the concept of time.
- Understands the following concepts related to clock.
 - Sequencing of events.
 - Reading the time
 - Parts of the clock.
 - Reading the time to the hour (analogue clock).
- Learns the names of days of the week and the months of a year.

FEBRUARY

- Understands the need for money i.e. for buying of goods.
- Recognizes coins and currency of denominations

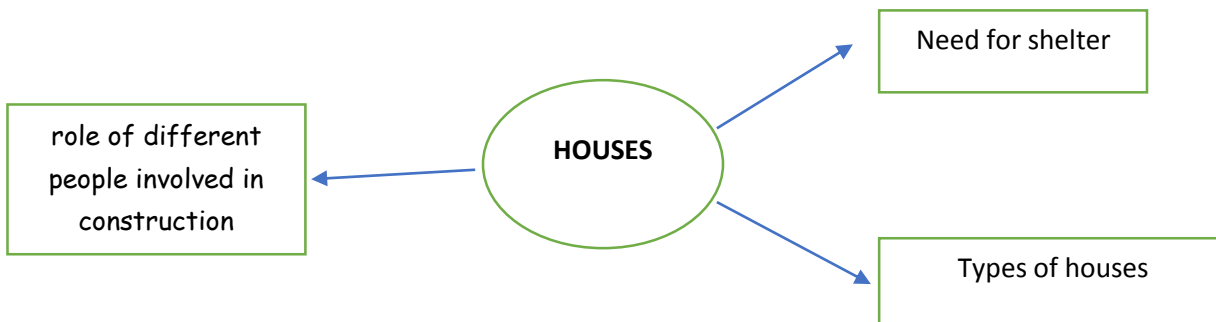
- Puts together small amounts of money.
- Solves word problems related to money involving addition and subtraction.
- Understands the concept of mass through 'heavy' and 'light', i.e. by observing, comparing and estimating.

MARCH

- Understands the need for data collection and data handling. (Activities will be done throughout the year.)
- Collects data from the class on different situations like inquiring the children about their favourite ice-cream etc.
- Recapitulation of all the concepts done so far.
 - Before, after, in between numbers.
 - Expanded form of numbers.
 - Simple addition.
 - Number names.
 - Simple subtraction.
 - $>$, $<$ or $=$
 - Number patterns.
 - Backward counting.

E.V.S.

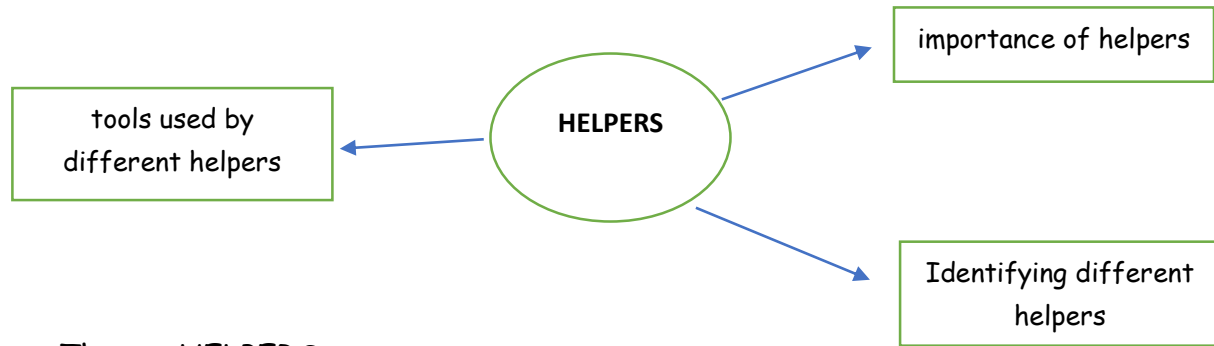
THEME: HOUSES



- Understands the need for shelter and need for living together.
- Understands the difference between a home and a house.
- Identifies different types of houses and tries to understand their specific features. E.g. An igloo - made up of ice blocks. A house on stilts - stays above water level during floods.

- Makes a visit to a nearby construction site and identifies the different building materials used in making a house like bricks, wood, cement, sand etc.
- Identifies the role of different people involved in constructing a house like an architect, a carpenter, a plumber, etc.
- Talks about the occasions on which their houses are decorated and how it is done.

FEBRUARY



Theme: HELPERS

- Identifies the role and importance of helpers in our society e.g. nurse, doctor, gardener etc.
- Recognizes different social institutions and related places of work like teacher-school, doctor-hospital and so on.
- Identifies helpers based on their uniform, place of work, time and nature of work.
- Learns about the tools used by different helpers. E.g. A doctor uses injection, medicines, thermometer etc.
- Identifies different helpers in our school and interviews them on their nature of work.

MARCH

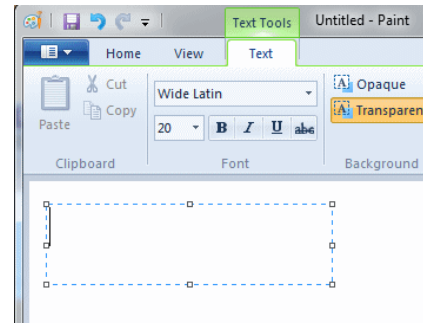
- Recapitulation of all the concepts done.

COMPUTER

January

Working with Text Tool in MS Paint

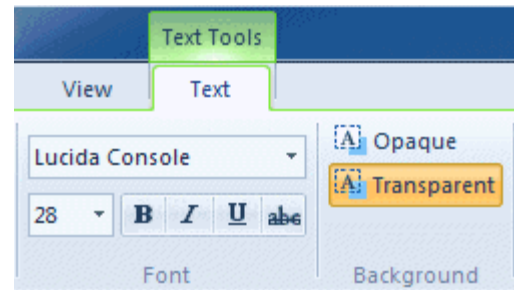
- Text tool
- Typing using keyboard in MS Paint



February

More on Text Tool

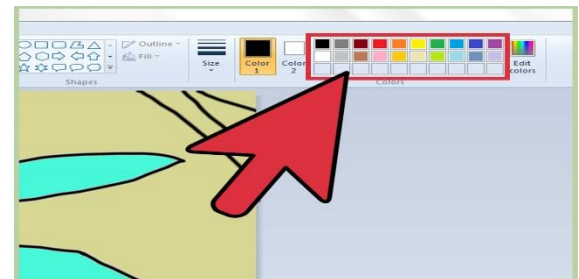
- ✚ Typing using keyboard in Ms Paint
- ✚ Changing the size of the text
- ✚ Changing the color of the text



March

Revision

- Working with the shape tool
- Working with the text tool



CRAFT SYLLABUS

January

Composition Drawing for Republic day

Fan Flower (Tricolor) for Republic day

Birds and Peacock Drawing Activity

FEBRUARY

Book Mark Design making with paper

Vegetable Impression Activity

Origami birds Activity

MARCH

Composition drawing for holi

Drawing imagination Create new idea for composition

ACTIVITIES

ACTIVITY 1

PRETEND SHOP

- Ask your child to collect his /her favourite things he\she wants to put on the shop.
- Discuss the price. Prepare the price tags with the child and put on the items.
- Give some money (coins and notes) to the child and encourage your child to take up the role of the shopkeeper. Do shopping and ask for the bill at the end. Encourage and help your child to prepare the bill.



ACTIVITY 2

HOW MUCH TIME DID I TAKE

To practice telling time at home, have your child record the time they do a special or unique activity on an analog clock and figure out the duration. Examples could include: bathing, dance class, watching their favourite TV show or eating a banana.



ACTIVITY 1 (write activity on the line)

draw



write
I started at:



I ended at:

How long did you do this activity for?
(write number of minutes here)

ACTIVITY 2



I started at:



I ended at:

How long did you do this activity for?

ACTIVITY 3



I started at:



I ended at:

How long did you do this activity for?

ACTIVITY 3

Activity on opposites-

Make packs of cards with opposites on either side, e.g.

"boring" on one side and "interesting" on the other. Students spread the cards across the table and take turns trying to guess what is on the other side of the cards until they make a mistake, at which point it is their partner's turn to try and do the same thing. In order to aid memory, the same cards can be used many times over the length of the game.



ACTIVITY 4

पत्ते पे पत्ता

इस खेल में अलग-अलग मात्रा के शब्दों के कार्डस बनाए। फिर जितने भी खिलाड़ी हो आपस में कार्डस बाट ले। हर एक खिलाड़ी पत्ते पर पत्ते की तरह कार्डस डालना शुरू करे। जिस खिलाड़ी ने पहले पड़े हुए कार्ड पर उसी मात्रा का कार्ड डाला, वह खिलाड़ी सारे कार्डस का विजेता होगा।

ACTIVITY 5

इस खेल में खिलाड़ी आपस में सलाह करके निश्चित करे की कौनसी मात्रा सुनकर खड़े होना है और कौनसी मात्रा सुनकर बैठ जाना है। एक खिलाड़ी कुछ शब्दों को बोलना शुरू करे। और बाकी खिलाड़ी मात्रा अनुसार खड़े एवं बैठ जाए।

ACTIVITY 6

Prepare a thin booklet using A4 size sheets. Encourage your child to choose any 3 types of houses. He/she needs to draw the picture of the house, material required to construct the same and also where do we see that type of house.

ACTIVITY 7

JIG-SAW PUZZLE-

Draw any two vehicles on A4 size sheets. Cut the sheets into pieces. Like shown in the picture-

Encourage your child to arrange the pieces to form the picture of the vehicle. Further ask your child simple questions like-

- What is the name of the vehicle?
- Which is the mode of that transport?
- How many wheels does that vehicle have?

