

**CURRICULUM INPUTS FOR P3**  
**FOR THE MONTH OF JANUARY, FEBRUARY AND MARCH**  
**2018-19**  
**DEVELOPMENT INDICATORS**

**ENGLISH**

- Understands the use of prepositions (in, into, on, under, in front of, behind, next to, in between, below, above, over, against, across etc.).
- Observes the given pictures and uses prepositions appropriately.
- Learns to use conjunctions to join sentences.
- Enjoys reading lessons from multiple readers and does follow up comprehension based exercises.
- Builds stories with given outlines.
- Revisits all the topics done throughout the year.

**MATH**

- Weighs objects using non- standard units of measurement.
- Understands measurement of length, weight and volume
- Adds and subtracts in these units.
- Understands data handling
- Draws conclusion from the given data.
- Revisits all the topics done throughout the year.

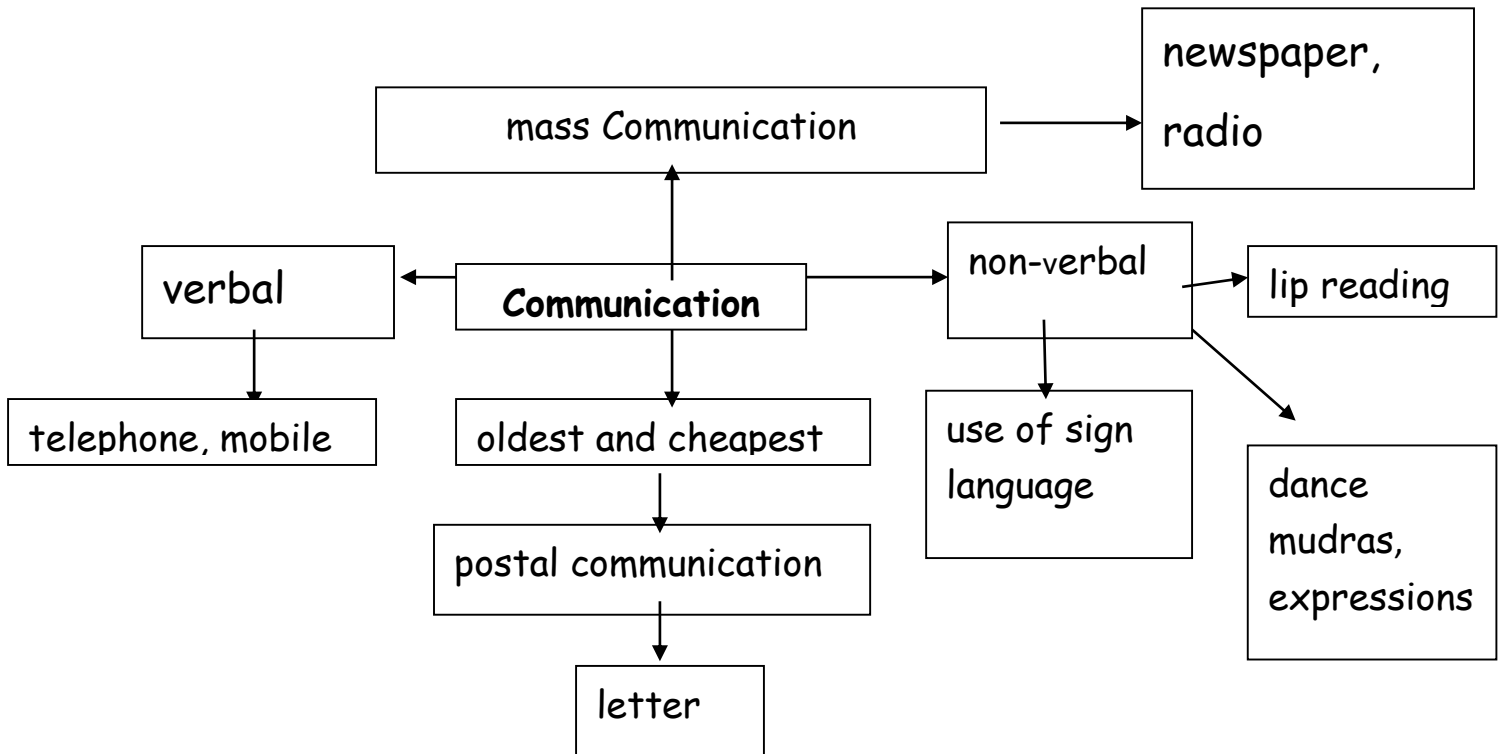
**HINDI**

- प्रश्नसूचक शब्दों से परिचित होना और उनसे प्रश्न बनाना |  
उदाहरण -  
यहाँ कौन आया था ?  
वह कहाँ से आया था ?
- विस्मयादि शब्दों का भाषा में प्रयोग |
- विभिन्न पाठ्य - पुस्तकों से पाठ पढ़ना, समझना व उनका अभ्यास करना |
- कहानी लिखने का अभ्यास करना |

## E.V.S.

### COMMUNICATION

- Realizes the importance of communication
- Understands the different means of communication (verbal, non-verbal, mass)
- Learns the usage of sign language
- Understand the postal communication (journey of a letter)



## ACTIVITY CORNER

(Original unedited work of children)

### Adverb Puzzles

The two adverbs in each puzzle are opposite in meaning. Fill in the letters with the help of the clues.

1. The young man walked...

Q U I C K L Y  
S L O W L Y

2. The girl spoke...

H A P P I L Y  
S A D L Y

3. She always speaks...

P O L I E T L Y  
R U D E L Y

4. The king ruled...

F O O L I S H L Y  
W I S E L Y

ILINAA BASU  
P3-E

## ART

- Draws funny fingerprints...
- Draws funny clouds...and tries figuring out a formation.
- Creates their own imaginary transport.
- Spring season - joyful season....(draws and colours their expressions)

## SANSKRIT

- खाने-पीने की चीज़ों के नाम संस्कृत में
- परिचय वाक्य

श्लोक:- मौखिक अर्थ सहित

जातस्य हि ध्रुवो मृत्युः .....

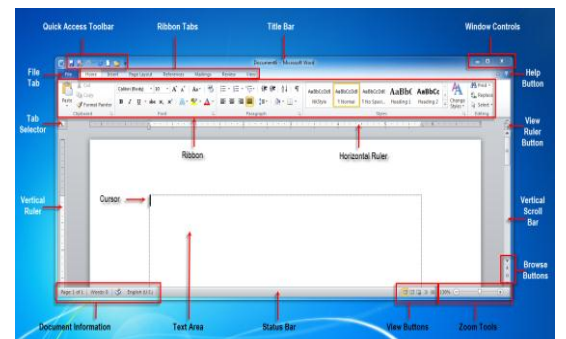
- वार्षिक पाठ्यक्रम के सभी श्लोकों को दोहराया जाएगा। संस्कृत संभाषण के वाक्यों का भी अभ्यास करवाया जाएगा।

## CLAY

- Makes human figures, birds and animals using different shapes.
- Makes a village/town scene with the help of geometrical shapes.
- Creates something with the help of fruits, vegetables and flowers of his/her choice.

## COMPUTER

- Starting with MS word
- Parts of the word 2013 Window
- Editing Text
- Undo and repeat Commands



## ✚ Copying and Moving Text

- Formating text in Ms Word

### ✚ Character Formating

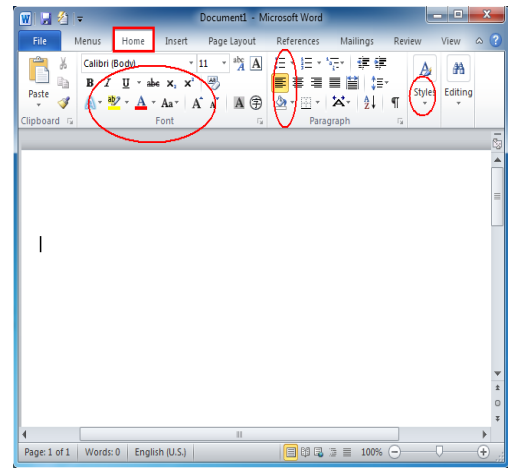
### ✚ Aligning Text

### ✚ Applying borders

- Revision

### ✚ Ms.Paint

### ✚ Ms.word



## ACTIVITIES

### CONJUNCTIONS ACTIVITY



Write 5 conjunctions on thick paper and punch holes on either side of the word. Then, loop colourful paper clips inside the holes. Now, make more paper cards with clauses (half sentence) to combine with these conjunctions using the paper clips as fasteners.



## **GRAND DESIGN: PREPOSITIONS OF PLACE**

Tell your child that you have won the lottery and can buy your dream house. Ask them to write a detailed description of his/ her ideal home, using prepositions of place, to give to an interior designer. He / she can either limit this to one or two rooms ( bedroom / toy room) or design an entire house.

*e.g. There will be a 50-inch TV screen **on** the ceiling **in** the bedroom.*

*I will have big posters of cars **on** the walls **in** my room.*

## **MY COLLECTION**

Make your own scrapbook using A4 size coloured sheets. Decorate the cover page. Collect various types of stamps and paste it in the scrapbook. Try to collect information about the stamps pasted and write it in the scrapbook.

## **DUMB CHARADES**

This game can be played with friends or family members. Make two teams with equal number of members. All the members sit in a circle. One person from a team (the actor) will express an emotion that will be given by the other team using signs and the members of the team have to guess that emotion.

## **MAKE YOUR OWN BALANCE**

Make a balance with the help of 2 bowls/plates (disposable), a stick and few strings. Gather few of your things like paper clips, cloth pin, eraser, tomatoes, pencil box, oranges, banana etc. Weigh them and observe which is heavy and which of them is light in weight.

## HOW MUCH??

Let's suppose your friend is sick and the doctor gives him a liquid medicine which he will have to take three times a day. How much quantity do you think he should take in each dose?

- a coffee cup full of medicine.
- a baby spoon.
- a drop from a dropper.

On an A-4 sheet find out and write 5 more such situations like this.

## संवाद लेखन

स्वच्छता से संबंधित दो लोगों के बीच हुई वार्तालाप लिखिए | जिनमें आप भाव प्रकट करने के लिए कुछ विस्मयादिबोधक शब्द जैसे - छिः , बाप रे , अरे और शाबाश का प्रयोग करें | वार्तालाप माता / पिता, बालक / बालिका में या दो या अधिक बच्चों में हो सकती है |

उदाहरण -

रहीम चाचा - अरे ! हमारे मोहल्ले में इतना कूड़ा क्यों पड़ा है ?

अकबर अली - चाचा, हमारे मोहल्ले में कुछ लोग अपने घर का सारा कूड़ा बाहर फेंक देते हैं |

रहीम चाचा - बाप रे ! कोई ऐसा कैसे कर सकता है ?

(जुम्मन भाई का प्रवेश)

जुम्मन भाई - छि! छि! छि! यहाँ देखो ! यहाँ सब्जियों के सड़े-गले छिलके पर मक्खियाँ भिनभिना रही हैं |

## कहानी लेखन

प्रश्नसूचक शब्द जैसे क्या, कौन, कहाँ, कब, किससे, किसने आदि का प्रयोग कीजिए व कहानी लिखिए |

जैसे - रात का समय था | एक निर्धन व्यक्ति अपनी झोपड़ी में सो रहा था | तभी उसकी झोपड़ी का दरवाज़ा खटका | “कौन है ?” उसने पूछा | “मैं एक मुसाफ़िर हूँ जो रास्ता भटक गया हूँ |” “ मैं तुम्हारी मदद कैसे कर सकता हूँ ?”, व्यक्ति ने कहा |

इस तरह कहानी को आगे बढ़ाए |

### GRANDPARENT FORUM REPORT

*Grandparents are a delightful blend of laughter, caring deeds, wonderful stories, and love.*

Keeping this in mind, a Grandparent Forum was organised on 11<sup>th</sup> Dec, 2018. (Tuesday) Mr. Omkar Singh, Grandparent of Aarav and Avni was invited to spend some valuable time with the children. The session began with the discussion where he spoke about four Vedas. He also focussed on the values which the children need to imbibe in order to become good human beings such as being truthful, being honest, and planting trees and healthy eating habits.

He recited a poem based on 'Nothing is impossible' encouraging students to believe in themselves.

The children thoroughly enjoyed the session and were overjoyed to have him in the school.

The grandparent too enjoyed the session and shared his experience with us.



श्री आश्वीर सिंह आज दिनांक 11-12-2018 को  
आपके स्कूल में तीसरी कक्षा के विद्यार्थियों से  
वाद-विवाद अर्थात् अपने विचार रखने का  
अवसर प्रदान किया।  
आपके स्कूल का यह बहुत अच्छा प्रयास  
है। बच्चे बहुत अनुशासन में हैं तथा बेसी  
बते बहुत ध्यान से सुन रहे हैं। आपके स्कूल  
के लिए बेसी शुभ भागनाम हैं बच्चों को  
आशीर्वाद एवं अद्यपि माता को हार्दिक शुभ भागनाम

धन्यवाद

आशीर  
आश्वीर सिंह  
गाना (आरम एवं अतनी)





## **FOOD MELA**

*Food is not just fuel. Food is about family, Food is about community and we nourish all these things when we eat well!*

Keeping this in mind, a food Mela was organized for the students of classes P3 on 20<sup>th</sup> December 2018. This food mela was for the children and by the children. The objectives of this event were manifold such as inculcating the basic eating etiquettes, creating awareness on healthy eating, encouraging the habit of sharing and motivating students to sit together and eat in harmony.

The event began with a short assembly wherein enriching programs that create awareness about healthy eating and basic eating habits were presented in the form of stories, poems, plays and shlokas. The healthy food items brought by students from home were shared and distributed to each child.

All the students sat together and enjoyed having food with their friends. Each and everyone relished this flavourful experience!





**Primary Coordinator - Ms. Anupama Chand**

**P3 Coordinator - Ms. Radhika Jawa**