

P4 CURRICULUM INPUTS FOR OCTOBER NOVEMBER DECEMBER - 2018

ENGLISH

- Recalls the definition of preposition from previous knowledge.
- Learns the three different types of preposition: Preposition of time, preposition of movement/direction and preposition of place.
- Identifies and learns preposition through **Folktales: The Princess Mouse**
- Uses preposition to write complete sentences.
- Identifies and explains the uses of three different types of conjunctions-
Coordinating Conjunctions: and, but, or, so, however, just, for, nor, yet.
Correlative Conjunctions: both/and, either/or, neither/nor, whether/or, not only/but also.
Subordinating Conjunctions: before, after, though, although, as though, even though, as if, as long as, as soon as, because, since, so that, in order that, till, until, if, unless, than, rather than, once, when, whenever, where, wherever, while.
- Identifies and uses coordinating conjunctions to build a story.

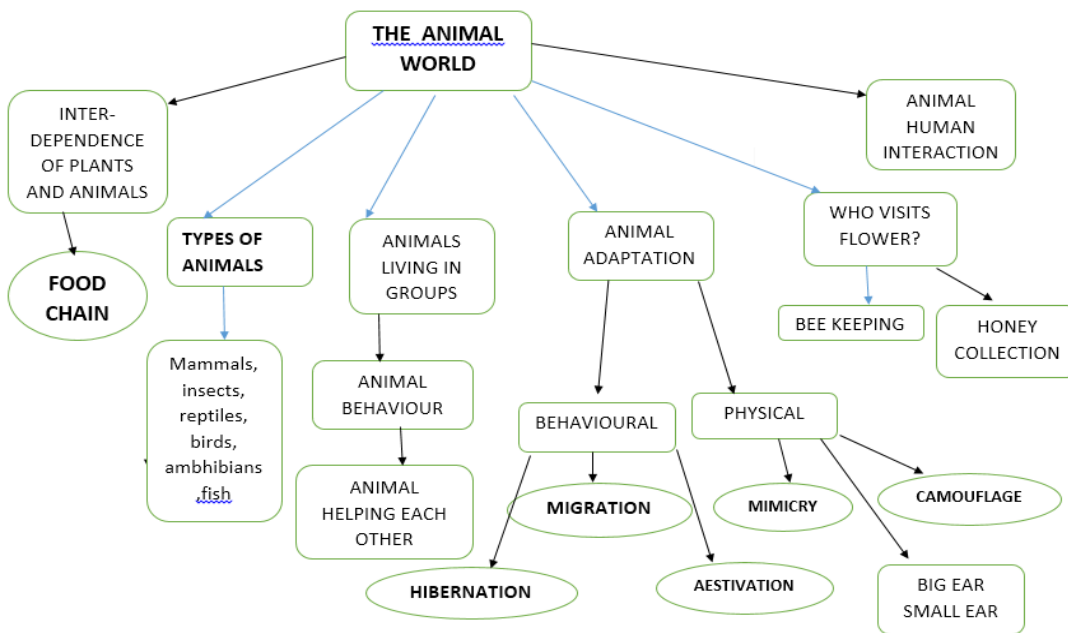
HINDI

- क्रिया
- क्रिया शब्दों का भाषा में प्रयोग करना |
- लिंग और वचन के कारण वाक्यों में प्रयोग हुए क्रिया शब्दों में अंतर जानना
- पशु- पक्षियों की आवाज़े और बोलियों को पहचानना |
- काल
- काल के तीन भेद
- वर्तमान काल (चल रहे समय का बोध कराता है |)
- भूतकाल (बीते हुए समय का बोध कराता है |)
- भविष्यत् काल (आने वाले समय का बोध कराता है |)
- नियमित रूप से श्रुतलेख करना |

- विभिन्न पाठ्य-पुस्तकों से गद्य पाठ पढ़ने और उनमें प्रयुक्त नवीन शब्दों का ज्ञान , वाक्य- रचना , व्याकरणिक अभ्यास, प्रश्नोत्तर और अन्य क्रिया -कलाप ।
- मुहावरे, उनके अर्थ और उनका वाक्यों में प्रयोग ।
- उपसर्ग- प्रत्यय ।

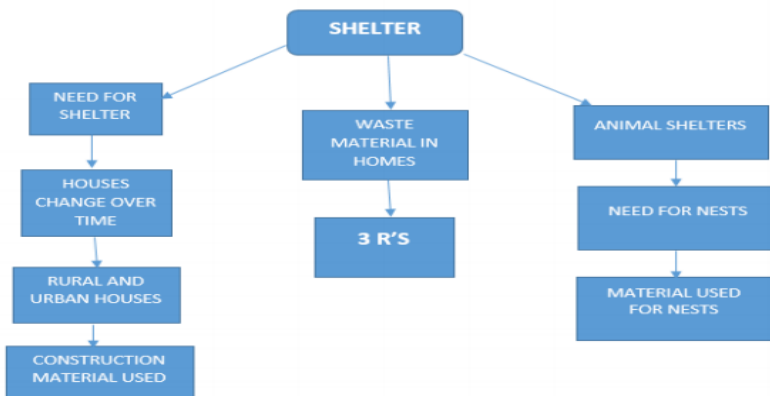
EVS

THEME: ANIMALS



- Learns about reproduction in animals and lifecycles of some animals like frog, butterfly, etc.
- Recognizes the interdependence of plants and animals
- Understands the animal-human interaction.
- Understands animals living in groups and how they help each other
- Learns about various adaptation features developed in animals.
- Recognizes how bee helps in honey collection and importance of different types of bees

THEME: SHELTER



- Learns about different types of houses changed over time
- Recognises factors that affect construction of houses.
- Discusses the diversity in animal habitats, nesting habits and materials used by birds to build their nests.
- Understands types of waste collected in our houses.
- Recognises and follows the 3R's in our life.

Math

Area and Perimeter

- Understands the concept of area of 2D shapes
- Uses formulae to compute areas of rectangles and squares.

Measurement

- Estimates the length and distance using non-standardized units of measurement.
- Understands the use and significance of standardized units of measuring length.
- Converts higher units of measuring length to lower units and vice-versa.
- Solves questions based on addition and subtraction of various units of measuring length.

Data Handling

- Collects and organizes data.
- Constructs frequency table and is able to draw pictographs.

Time

- Reads clock time and expresses it using am and pm.
- Understands the conversion of a day into hours, minutes and seconds.
- Solves questions based on addition and subtraction of time.
- Calculates the duration of time of given events.
- Understands the concept of calendar, leap year, and calculates number of days in a year and a leap year.
- Learns to read and calculate number of hours using a 24- hour clock.

SANSKRIT

- स्त्रीलिंग द्विवचन के शब्दों का ज्ञान करवाते हुए उसमें द्विवचन की क्रिया लगाकर वाक्य बनाना सिखाया जाएगा।
- कार्ययोजना-५ स्त्रीलिंग द्विवचन के शब्दों व वाक्यों के आधार पर करवाई जाएगी।
- श्लोक- वीतराग भय क्रोधः।
- स्त्रीलिंग बहुवचन के शब्दों का ज्ञान करवाते हुए उसमें बहुवचन की क्रिया लगाकर वाक्य बनाना सिखाया जाएगा।
- कार्ययोजना-६ स्त्रीलिंग बहुवचन के शब्दों व वाक्यों के आधार पर करवाई जाएगी।
- श्लोक - अथ चैनं नित्यजातं।
- नपुंसकलिंग एकवचन के शब्दों का ज्ञान करवाते हुए उसमें एकवचन की क्रिया लगाकर वाक्य बनाना सिखाया जाएगा।
- कार्ययोजना-७ नपुंसकलिंग एकवचन के शब्दों व वाक्यों के आधार पर करवाई जाएगी।
- श्लोक- अपूर्वः कोऽपि कोशोऽयं।

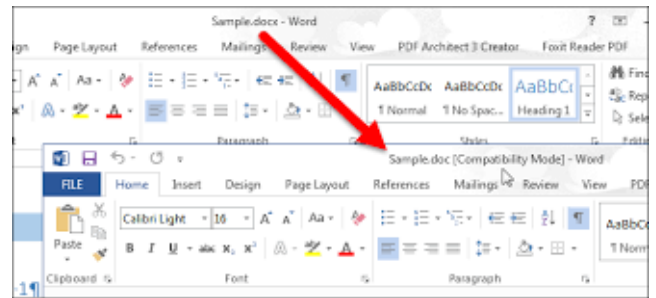
Computer

October

- Formatting in MS WORD
- Page Formatting
- Column Formatting
- Paragraph Formatting
- Printing a Document

November

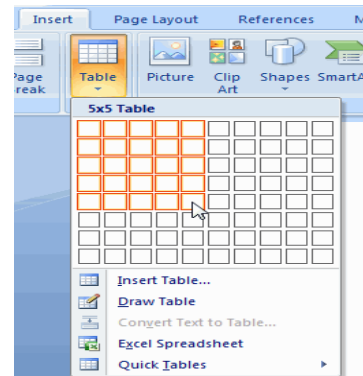
- Features of Word 2013
- Spelling and grammar
- Thesaurus
- Change case
- Find and Replace
- Bullets and Numbering
- Symbols



October

Creating Table in MS word

- Creating Table in a Table
- Modifying a Table
- Formatting a Table
- Inserting images in tables.



ART

- Learn, Draw and colour Folk Art which is an expression of our traditional culture.
- Draw geometrical Rangoli using various geometrical shapes or with the help of stencil make it attractive with various colours.
- Drawing composition ' Celebrating happiness' with bright colours...
- Draw and colour symmetrical object with the help of centreline.
- Draw a desert or a beach composition with needful elements n colours.

- Poster making on Peace and Non - violence ...convey our thoughts and messages through drawing and with bright colours ...
- New Year and Christmas related work activities or card making.

CRAFT

- 3D Hanging carrots and Rabbit making with cutting and pasting activity
- Diya decorations
- 3D lady bug making with paper cutting and pasting activity(use if scale to draw lines with uniform gap with estimation)
- 3D crocodile making with fan folding and cutting and pasting activity
- 3D paper penguin hanging making (cutting and pasting activity)
- 3D Santa paper toy
- Snowflakes (cutting and pasting)
- 3d Angel making with cutting and pasting activity
- Paper carry bag making (cutting and pasting activity)

CLAY

- Composition - Make any character of your choice either from Ramlila or Durga Puja.
- Human body - Make a human body to keep in mind divisions as explained earlier.
- 3 D head - Make a human head to keep in mind divisions as explained earlier
- Mask - Make a head / mask with volume to keep in mind divisions as explained earlier.
- Geometrical Design - Make a design with the help of geometrical shapes with slice method.
- Design solid shapes - Make a design with the help of any five to seven shapes of your choice
- Object design - Make a design with the help of any 3 to 5 objects of your choice
- Composition - Make / create something with the help of geometrical shapes
- Relief - Make a slab of your choice and create something on top of that as explained earlier

- Composition object - Make any object of your choice and create something on top of that
- Transport - Make any vehicle of your choice to keep in mind shapes and modulate.
- Composition- Make anything of your choice.

Grandparents' forum

Our grandparents play a very positive role in not just caring and loving our children but also passing on the culture, the values and the ethics to the society. We are indebted to them.

We the teachers and students of P4 were lucky enough to have Mr Shyamlal Khanna grandfather (Naanaji) of Vanshika Pasricha of P4 D , visit our school on 20.9.18 and share his thoughts with us. Mr Khanna imparted various values necessary for the overall growth of a child that help him shape into a good student and a worthy human being. He narrated four small and lovely stories to the children which bound them well. Mr. Khanna also shared incidents of his childhood with great patience, compassion and wisdom. He talked about punctuality, treating everybody as equal, listening and obeying one's teachers and elders. We thank Mr. Khanna for sparing his valuable time.



Activites

1. Preposition Drawing Activity: A House

Aboard, about, above, across, Against, along, around, amid, among, during, down, behind, below, beneath, beside, between, before, beyond, by, in, off, on , over, until, within, into, inside

Directions: Draw a picture on your paper following the directions below. You can use the preposition form the above list. Underline preposition in each sentence.

1. Draw a house with a tree in the yard.
2. Draw a sunshine in the top right corner of the paper.
3. After drawing the sunshine, draw a chimney on the roof.
4. Draw two windows near the middle of the house.
5. Across the house, draw a fence.
6. Between the house and tree draw a car.
7. Inside the car draw one man sitting on the seat.
8. Above the house, draw clouds.
9. Among the clouds, draw three birds in a line.
10. Near the bottom of your paper write your name.

Write a paragraph describing your picture to a friend. Circle the prepositions that you use in your description.

Note: You will not direct them to draw a picture but describe what you see.

Calendar Events Preposition

2. Children will ask question related to various calendar events, including their personal events. They can use as many prepositions of time as possible.

For eg. "What did you do on January 20?"

What are your plans for the weekend?"

3. कल्पना कीजिए कि आप अपने मित्र के साथ कुतुब- मीनार देखने पिकनिक पर गए हैं। आप दोनों मित्रों के बीच में हुए वार्तालाप को, क्रिया शब्दों का प्रयोग करते हुए संवाद के रूप में लिखिए।
4. आपकी माँ रोज - रोज रसोई में कभी खाना, कभी पकवान और कभी चाय बनाती रहती है । रविवार के दिन आप पूरा दिन माँ को ध्यानपूर्वक देखें कि वह रसोई घर में क्या- क्या क्रियाएँ करती हैं इसके उपरांत चित्रों सहित उसकी सूची तैयार कीजिए।
जैसे -



- उबलना

5. कल्पना कीजिए कि अगले सप्ताह आपके भाई का जन्मदिन है। निम्नलिखित शब्दों का प्रयोग करते हुए एक अनुच्छेद लिखिए। (भविष्यकाल)

मनाऊँगा, बुलाऊँगा, नाचेंगे, काटेंगे,
खिलाऊँगा, करूँगा, बाटूँगा, गाएँगे,
करेंगे

6. रविवार के हिन्दी के 'नवभारत टाइम्स' से कहानी काटकर एक शीट पर चिपकाइए। इस कहानी का आनंद उठाते हुए, संज्ञा, सर्वनाम क्रिया शब्द अलग -अलग तालिका में लिखिए । यदि किसी मुहावरे का प्रयोग हुआ हो उसका अर्थ जानिए और उससे वाक्य -रचना कीजिए।

7. Watch national geographic or animal planet channel under the supervision of your parents and prepare a quiz on program you watched. (make a set of 10 question-answer on a flash card)

8. **Let's make compost at home.**

What You Need:

Vegetable kitchen scraps, Large pail with lid, Shovel, Leaves or cut grass

What You Do:

Save your vegetable scraps, such as banana peels, potato skins, and rotting tomatoes, in a pail. Don't save meat, bones, fat, cheese, milk, or any other animal products. Don't save plastics, glass, or paper either—these are recycled in other ways.

Help your child choose an appropriate place to age the vegetable material in your yard or in a public gardening space. Look for a shady, sheltered area of dirt.

When the pail is about half full, take it out to your selected compost area. Spread out a shallow layer of kitchen waste, then top with leaves or grass.

Build up your compost pile by adding a new layer of waste each time your pail of vegetable scraps is half full. Be sure to always top the pile with leaves or grass.

Sprinkle the compost lightly with water every few days. Don't soak the pile, just dampen it.

When the pile is about 3 feet (1 m) high, help your child turn it with a shovel.

9. Find the length of your room (using your foot) = _____

Now find its length using a measuring tape (In metres and cms) = _____

10. Find the height (in cms) of 10 of your friends/ relatives and put them in a table as shown.

S.No.	Name	Height (cms)
1.		
2.		
3.		
4.		
5.		
6.		
7.		
8.		
9.		
10.		

Primary Co-ordinator : Mrs Anupama Chand

P4 co-ordinator : Ms Devja Chhabra