

## CURRICULUM INPUTS FOR P3

### FOR THE MONTH OF OCTOBER, NOVEMBER AND DECEMBER

2018-19

### DEVELOPMENTAL INDICATORS

#### ENGLISH

- Identifies adjectives and understands their usage
- Understands degrees of comparison and uses them appropriately in sentences

- Identifies homophones and uses them appropriately

**For example-** My mother told me a tale.

The monkey uses its tail to swing on the trees.

- Identifies synonyms and antonyms and uses them in sentences

**For example-** This is a big house.

This is a huge house.

- Uses articles(a, an, the) in the given sentences and paragraphs
- Understands the usage of contractions and apostrophe and uses them in sentences or paragraphs
- Frames questions for answers using question words

**For example-** Rajat likes to eat bananas.

What does Rajat like to eat?

#### HINDI

- काल - वर्तमान काल, भूतकाल और भविष्यत् काल का ज्ञान प्राप्त करना ।
- वाक्यों में सही काल का प्रयोग करना और भाषा में उनके प्रयोग से अवगत होना ।
- विशेषण शब्दों का ज्ञान और भाषा में उनका प्रयोग करना ।
- विलोम शब्दों का ज्ञान और भाषा में उनका प्रयोग करना ।
- पर्यायवाची शब्दों का ज्ञान और भाषा में उनका प्रयोग करना ।

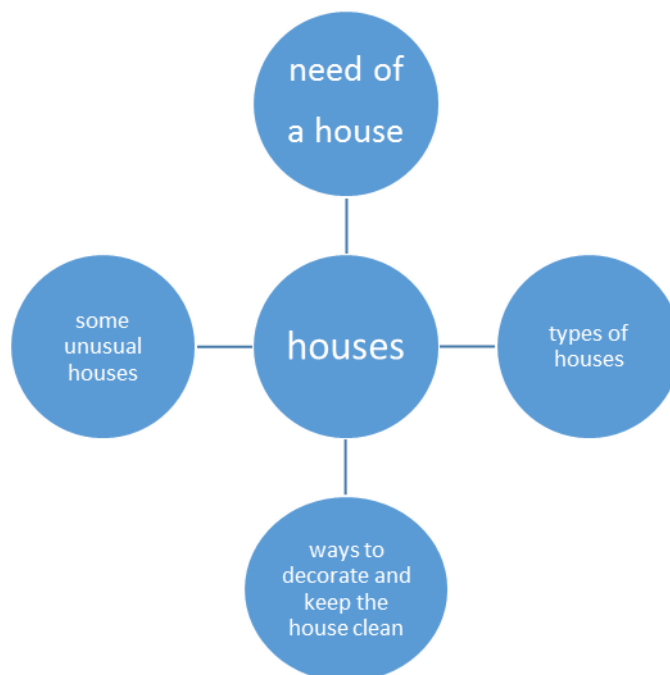
- विभिन्न पाठ्य पुस्तकों से पाठ पढ़ना, समझना, नवीन शब्दों को जानना और उससे सम्बंधित अभ्यास करना ।
- रचनात्मक लेखन - किसी व्यक्ति या वस्तु का विवरण ।

## MATH

- Understands the meaning of division from the context of equal regrouping and sharing
- Understands division as Repeated subtraction
- Figures out the terms used in division and divides by single digit.
- Interprets and solves the problem sums correctly
- Relates division with multiplication
- Completes division facts
- Reads time and shows it by drawing clocks
- Sequences the events
- Reads a calendar
- Recognises coins and notes of different denominations
- Adds and subtracts the given amounts
- Makes rate-chart and bills

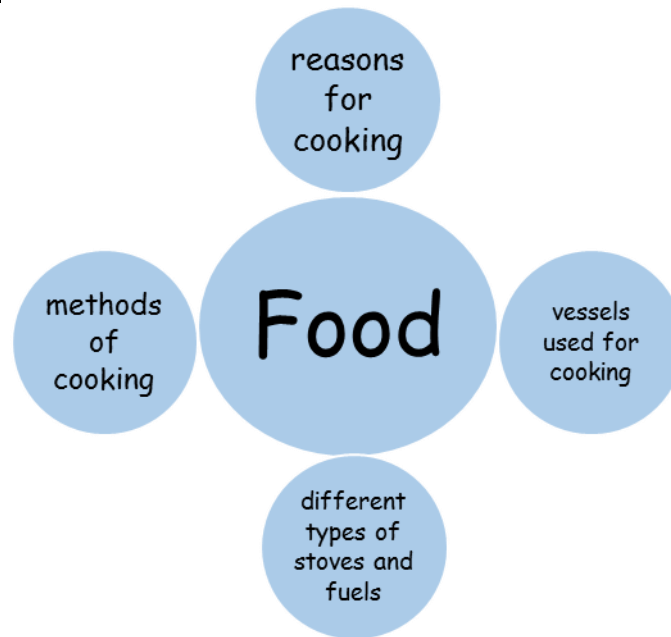
## E.V.S.

### HOUSES



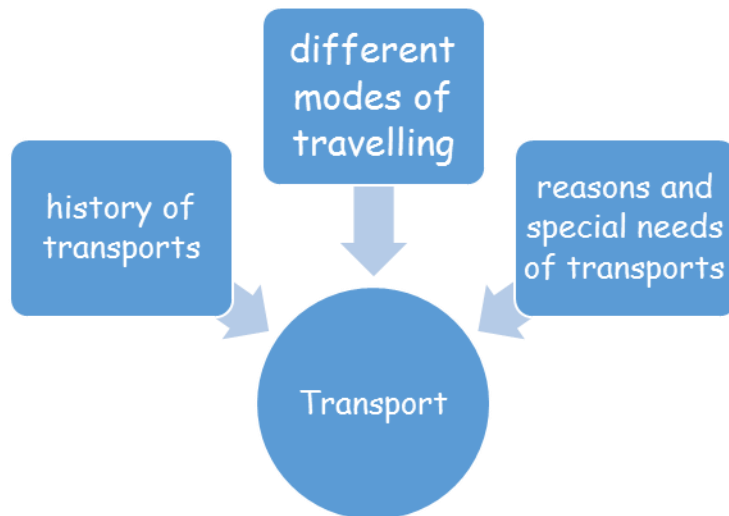
- Discusses about the need of a house
- Learns how to live together
- Lists the types of houses
- Recognizes ways to keep house clean
- Understands the need of decorating a house
- Identifies some types of unusual houses around them.

## FOOD/ COOKING



- Observes the reasons for cooking food
- Discusses methods of cooking
- Identifies the vessels used for cooking
- Compares the different types of stoves and fuels
- Shares his/ her eating food experience in a family

## TRANSPORT



- Discusses the history of transport
- Observes reasons for travelling
- Identifies the different modes of transport
- Understands the special needs of transports

## ART

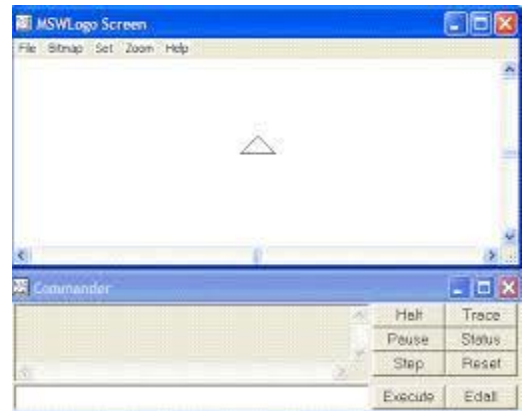
- I want to fly like a free bird in the skies of imagination....(draw and colour your expressions)
- Draw colourful Diya's for happy Diwali....(draw and colour your expressions)
- Draw creative forms of Ganesha...
- My dream world....(draw and colour your expressions)
- Mask making of any cartoon / animal (2D)
- Yay!!! Happy New Year and Merry Christmas have arrived...!!!.(draw and colour your expressions)
- Card making

# COMPUTER

## INTRODUCTION TO LOGO

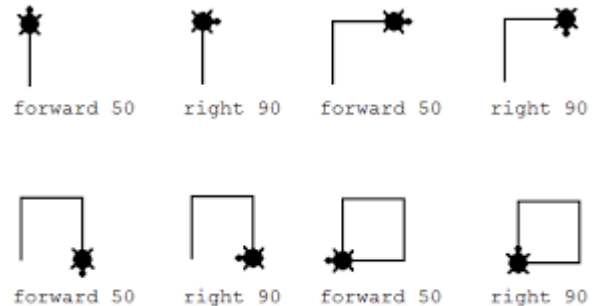
### STARTING LOGO

- Main screen windows
- Turtle
- Commander windows
- Basic primitives of log



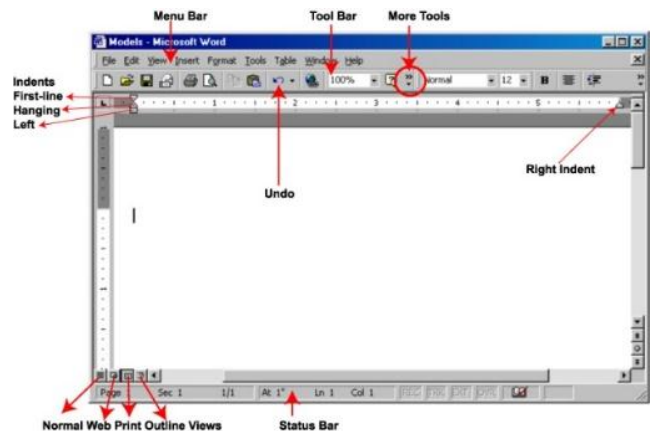
### LOGO COMMAND

- forward command
- backward command
- right command
- left command
- home command
- cs command



## MICROSOFT WORD

- Starting with Ms Word
- Parts of the word 2013 Window
- Menu bar of MS Window
- Saving and opening a saved file



## CRAFT

- Paper bag folding
- Greeting card envelope( folding)
- 3D origami basics (folding)
- Flower making (tissue)
- Bouquet (rose bouquet)

- Brown paper wrapping
- 3D snowflake
- Tree ( paper folding)

## CLAY

- Makes a container with the help of coil method and tries to balance it one on top of another and fix it.
- Makes a design with the help of geometrical shapes and try to form something with the help of slice method.
- Relief - Makes a slab and creates something on top of that as he/she likes.
- Makes any simplified animal of his/her choice with the help of geometrical shapes and tries to modulate it.

## SANSKRIT

- स्थानवाचक शब्द व उससे संबंधित वाक्य

श्लोक:- मौखिक अर्थ सहित

- नमन्ति फलिनो वृक्षाः .....।

क्रिया शब्द संस्कृत में

श्लोक:- मौखिक अर्थ सहित

- नैनम् छिदन्ति शस्त्राणि .....।

- संस्कृत में गिनती

श्लोक:- मौखिक अर्थ सहित

- वासांसि जीर्णानि यथा विहाय .....।

# ACTIVITY CORNER

## Adverb Puzzles

The two adverbs in each puzzle are opposite in meaning. Fill in the letters with the help of the clues.

1. The young man walked...

Q U I C K L Y  
S L O W L Y

2. The girl spoke...

H A P P I L Y  
S A D L Y

3. She always speaks...

P O L I E T L Y  
R U D E L Y

4. The king ruled...

F O O L I S H L Y  
W I S E L Y

ILINAA BASU  
P3-E

## SUGGESTED ACTIVITIES

- Make a list of the festivals we celebrate during the year. Now look at the calendar (2018) to find the days and date on which they fall.

NAME OF THE FESTIVAL	DATE	DAY
Diwali	7 <sup>th</sup> November	.....
Christmas	25 <sup>th</sup> December	.....
.....	.....	.....

- Arrange the festivals in the order in which they come in the year.
  - Also, make a list of festivals which came in the first 6 months of the year and those which came at the end of the year.
- **Find the Math fact Family**

**Objective** - to master multiplication and division facts

**Material required** - Pen

10-15 strips of paper

Clock or timer

**Process** - Write 4 numbers onto each strip of paper. 3 will be part of a fact family and 1 will not be.

A fact family of 3 numbers that are connected through multiplication or division

e.g. 2, 4 and 8 are a fact family because -

$$2 \times 4 = 8$$

$$4 \times 2 = 8$$

$$8 \div 2 = 4$$

$$8 \div 4 = 2$$

Fact Family example -

2, 3, 6



6, 8, 48

4, 7, 28

The child will select a strip of paper with 4 numbers on it. The child will tell which ones belong and which ones do not belong to the family and then create a multiplication and division equations. A timer can be used for it. Several rounds of play will improve his/her understanding. He/she can complete against someone else too.

- **Make a recipe book.**

Sit with any one of your family member (preferably who cooks food). Ask them about the recipe of any one food item and ingredients too. Write the recipe on an A4 size sheet with the picture of the food item. It will be used for class recipe book.

- **Visit to a site.**

Visit a construction site like a building, metro station etc and make a list of things used and helpers working there.

- **Bingo**

Make a bingo board (6 columns) using cardboard. Cut pictures of different personalities/people from old newspapers and magazines, one for each blank on the bingo board, and paste the picture in each column. Write 10 adjectives related to your pictures on a separate sheet. This game will be used for a Bingo pair activity in the class.

- **Go Fish Homophone Cards**

Make a set of homophone cards (5 pair i.e. 10 cards). Write the meaning of those homophones on separate chits. Bring those chits and card to school. These cards and chits will be used to play Go fish game in the class wherein the students will sit in group and one child will say the meaning of the

homophone word without saying the word. The other child has to pick the correct homophone which matches the meaning.

- वस्तु विवरण

अपने आसपास दिखाई देने वाली कोई तीन वस्तुएँ चुनिए और उनके चित्र बनाइए या चिपकाए | अब हर वस्तु के लिए कुछ विशेषण शब्द लिखिए जो इन शब्दों पर आधारित है -- आकार और आकृति (shape and size), गंध (smell) रंग, संख्या, स्वाद इत्यादि |

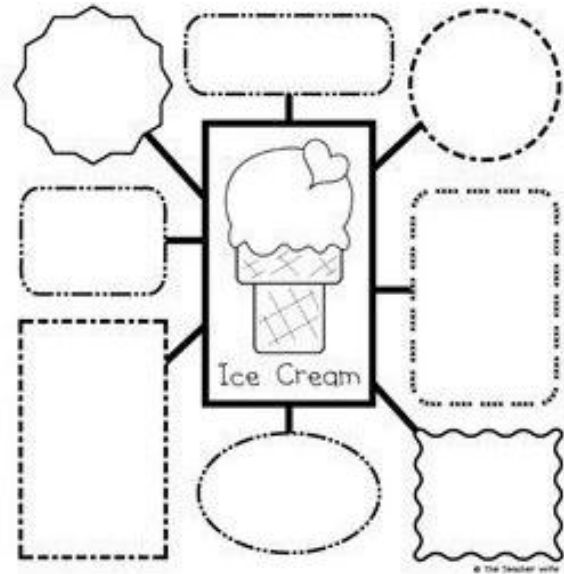
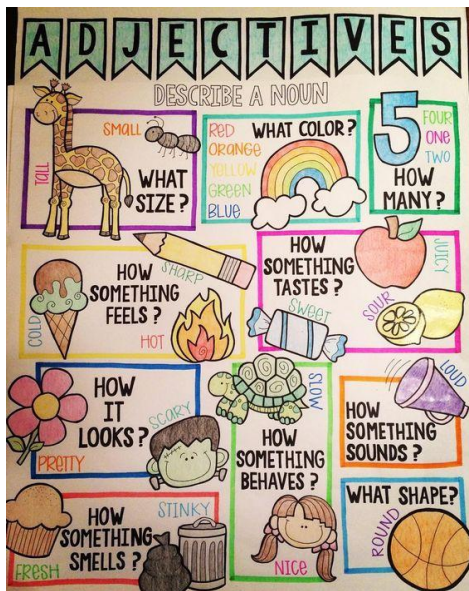
### तरबूज

आकार और आकृति - अंडाकार, बड़ा

रंग - हरा और लाल

संख्या - एक, अनेक ,

स्वाद - मीठा ठंडा रसीला



- कागज़ की कुछ पर्चियाँ लीजिए | उन पर्चियाँ पर दस-दस संज्ञा, विशेषण और क्रिया शब्द लिखिए |

पहली क्रियाकलाप - अब तीन अलग कटोरियों में इन्हें वितरित कीजिए |

दूसरी क्रियाकलाप - अब संज्ञा शब्द की एक पर्ची उठाकर उससे संबंधित विशेषण और क्रिया शब्द ढूँढकर वाक्य बनाइए |

उदाहरण - चालाक कौवा उड़ गया |

विशेषण

संज्ञा

क्रिया

### EXCURSION REPORT

An excursion to the National Science Center, New Delhi was organized for the children of P3's on 29<sup>th</sup> August, 2018. The children were very excited about visiting the center. They were thrilled to see the laser musical piano on the entrance itself. They were amazed to see different types of fish in the huge aquariums. The children will remember the walk through the dinosaur park for a long time. Our budding scientist had a great time in the Fun Science area. They were astounded to see some of the experiments. It was a wonderful learning experience for the children as well as the teachers.



## **GRANDPARENT FORUM REPORT**

***Grandparents have a wealth of real-life experiences and information to share which no school can teach.***

The students of class P3 got an opportunity on 18<sup>th</sup> September 2018 to interact with Mr. Sharad Kumar Shrivastava, maternal grandfather of Sanskriti Shrivastava, student of class P3D.

He launched his internet magazine for children '*Nana Ki pitari*' in 2012. He narrated wonderful stories to the children to help them imbibe values. As



the children took interest, they also shared the message they received through stories. He also gave some books of short stories for the children.

We thank him for his contribution and endeavour to make the children good human beings.



**Primary Coordinator - Ms. Anupama Chand**

**P3 Coordinator - Ms. Radhika Jawa**